

**LOUGHBOROUGH TOWN CENTRE
AND
SYSTON TOWN CENTRE**

**CLOSED CIRCUIT
TELEVISION
SURVEILLANCE SYSTEM**

ANNUAL REPORT

**1ST APRIL 2004
TO
31ST MARCH 2005**



INTRODUCTION

This annual report is published under the Code of Practice for the management and operation of CCTV cameras.

The Code of Practice sets down how the CCTV scheme will be used and managed.

The Code of Practice is a public document and can be obtained from:

Policy and Planning Unit
Charnwood Borough Council,
Council Offices,
Southfields,
Loughborough, LE11 2TX
01509 634603
policy.unit@charnwoodbc.gov.uk

This document can also be inspected at public libraries in the Borough and at Loughborough Police Station.

PRIMARY PURPOSES AND KEY OBJECTIVES OF THE SCHEME

The Code of Practice states that the Primary Purposes of Loughborough Town Centre and Syston Town Centre Closed Circuit Television System are:

- To help reduce fear
- To provide reassurance to the public
- To promote community safety
- To help in the detection, deterrence and prevention of crime through both covert and overt operation.
- To assist with various aspects of area and traffic management
- To provide assistance to the emergency services during crisis events
- To provide evidence relevant to the prosecution of offenders.

The Code of Practice states that the CCTV scheme will not be used for:

- Enforcement of minor breaches of traffic law except where such breaches cause either directly or indirectly injury to persons or damage to property.
- The monitoring of specific individuals or groups of individuals without reasonable cause.
- Surveillance of the interior of any residential or business or other private premises.

ANNUAL REPORT

The Code of Practice states that the Partnership will publish an Annual Report which will include:

A report on the outcome of any evaluation of the schemes;
Information on the impact in addressing the purposes and key objectives of the Schemes;
Particulars of any complaints received.

The annual report will also provide information regarding the cost of the scheme during the relevant year.

AREAS OF OPERATION

Closed Circuit Television (CCTV) is a television system which operates on a 'closed loop' basis. CCTV pictures are only available to those directly connected to the loop, which in Loughborough's case is the central monitoring control room. The Loughborough CCTV system is operated by a partnership consisting of the Charnwood Borough Council, Leicestershire Constabulary and the Loughborough Chamber of Trade and Commerce.

Charnwood Borough Council owns the equipment which makes up the system, whilst Leicestershire Constabulary operates and provides control room facilities.

The Syston CCTV system is operated by a partnership consisting of the Charnwood Borough Council and Leicestershire Constabulary

To date there are 23 cameras within the Loughborough town centre scheme with an additional 4 at Wordsworth Road and 3 at Sharpley Road.

In Syston town centre there are 4 pan, tilt and zoom cameras monitored from a local Syston control room. Pictures are captured by the cameras and recorded 24 hours a day.

PROGRAMME OF WORKS

In April 2003 a review of the CCTV system in Loughborough was undertaken by Goodwill Associates. The report highlighted that the equipment currently being used had been in operation since 1996 and was coming to the end of its life expectancy of approximately 10 years. Recommendations were made to upgrade the system to increase capacity and to prepare for a changeover to digital recording as this is now the industry standard rather than an analogue system. The existing CCTV camera equipment can support digital transmission. Digital recording will enable images to be stored, searched and retrieved much more easily.

In response to this report we have started work on upgrading the control room in Loughborough to increase the camera capacity and to upgrade the control equipment with a view to changing to digital recording facilities. The improvements to the centralised monitoring will mean that capacity will be increased from 32 cameras to 64. This work is ongoing and will take place over the next 12 months.

Within the area of the Syston scheme, the control facility is not linked elsewhere.

SCHEME PERFORMANCE AND COSTS

During this year of operation, there have been various breakdowns of the system within the Loughborough scheme. All the breakdowns have been minor in nature, causing only partial loss of function.

Within the Syston scheme there have been no breakdowns this year.

The combined operational costs of the Loughborough and Syston town centre schemes between 1st April 2004 and 31st March 2005 are in the region of £86,367, this figure includes staffing costs.

POLICE USE OF THE CAMERA SYSTEM

The Loughborough CCTV scheme is staffed by a police-employed operator who works a variety of shift patterns according to the demand needs within the town centre. Trained police operators, who use the system for crime enquiries and planned operations, supplement the current monitoring.

The CCTV Control Room is equipped with a Radio Link transceiver, which enables direct radio communication with beat officers, the 62 Link Radio Subscribers, 4 Borough car park wardens and the Town Centre manager, when appropriate.

Within the annual reporting period, the police have expended 1650 hours of dedicated monitoring. This excludes the time spent by police staff on dedicated crime surveillance operations. All arrests witnessed or made, using the schemes have been recorded, as have other incidents that the scheme has contributed to.

A breakdown of the monthly figures of arrests and interventions within the Loughborough scheme is shown below.

Month	Hours	Arrest	PACE	INTERVENTION
April 04	168.5	14	1	188
May 04	135.5	6	2	149
June 04	119	8	5	143
July 04	133.5	10	2	139
August 04	159.5	13	5	198
September 04	156.5	21	5	201
October 04	147	3	6	163
November 04	126	14	4	177
December 04	140.5	16	6	171
January 05	95	4	4	110
February 05	152	5	3	199+(D4)*
March 05	117	9	6	163+(D12)*
Total	1650	123	49	2017

* Dispersal Order

A 'snapshot' of the type of incidents showing where the CCTV operator proactively used the cameras to detect, monitor and instigate an appropriate Police response that resulted in the detention of the suspects concerned, are detailed below:

The operator noticed a vehicle cruising around a Town Centre car park. The vehicle stopped near to some parked cars and the driver got out and removed the wheel hubs from another car. The operator informed the police and kept the vehicle under observation as it drove away from the car park. Commentary was given over the radio to the responding Police Officers who were then able to intercept the car and detain the driver on suspicion of theft.

One of a group of individuals was observed by the CCTV Operator to remove a cycle from a cycle rack in Market Street. The person concerned was seen to ride the cycle away. Police were informed and the suspect was kept under observation and tracked as he rode around the Town. Before Police arrived he was seen to ride the cycle into shop doors and windows causing damage.

Police were directed to the suspect who was subsequently arrested and charged with Criminal Damage.

CRIME LEVELS

Crime levels have been examined for those areas covered by the CCTV schemes by the Audit Team at Leicestershire County Council.

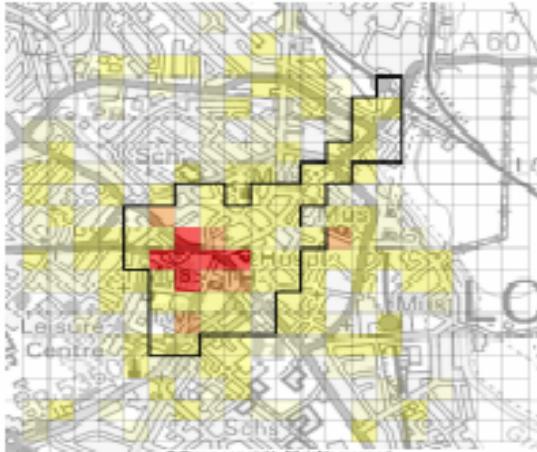
Statistics have been compiled for those categories of crime which are most commonly affected by CCTV:

A breakdown of these statistics is shown in Table A (Loughborough) and Table B (Syston).

Loughborough Town Centre CCTV Scheme

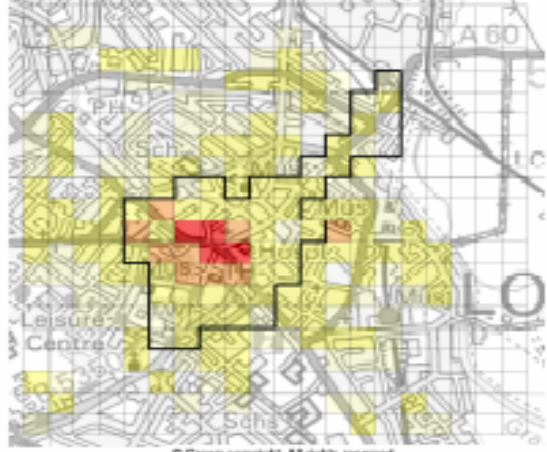


**Map 1a: Total Recorded Offences
April 2003 - March 2004
Loughborough Town Centre
by 100 metre Grid Square**



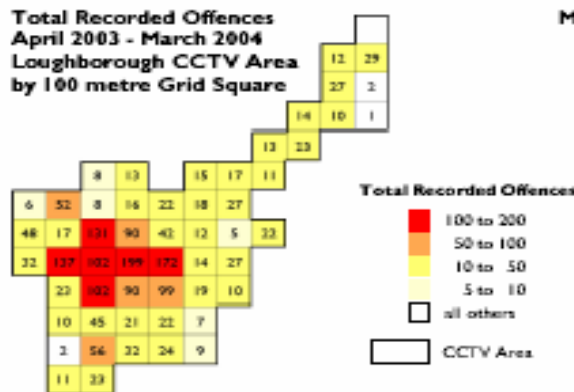
© Crown copyright. All rights reserved.
Leicestershire County Council, LA100019271. Published 2005.

**Map 2a: Total Recorded Offences
April 2004 - March 2005
Loughborough Town Centre
by 100 metre Grid Square**

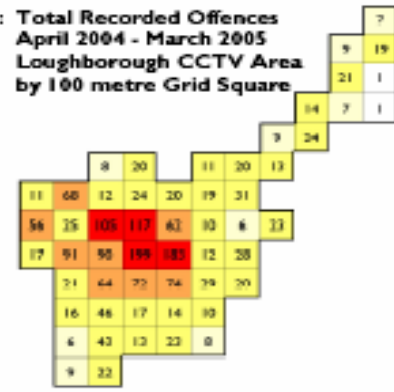


© Crown copyright. All rights reserved.
Leicestershire County Council, LA100019271. Published 2005.

**Map 1b: Total Recorded Offences
April 2003 - March 2004
Loughborough CCTV Area
by 100 metre Grid Square**



**Map 2b: Total Recorded Offences
April 2004 - March 2005
Loughborough CCTV Area
by 100 metre Grid Square**



**Table 1: Total recorded offences by type
Loughborough CCTV Area**

offence type	2003/04	2004/05	Total	year-on-year	
				% change	trend
other theft	710	699	1,409	-3%	▼
violence against the person	484	515	999	6%	▲
criminal damage	241	231	472	-4%	▼
other	174	112	286	-36%	▼
theft from vehicle	162	112	274	-31%	▼
burglary other	76	60	136	-21%	▼
theft of cycle	46	45	91	-2%	▼
robbery	32	33	65	3%	▲
theft of vehicle	37	28	65	-24%	▼
drugs	13	45	58	246%	▲
burglary dwelling	26	20	46	-23%	▼
total	2,001	1,900	3,901	-5%	▼

Source: Leicestershire Constabulary CIS

TABLE A

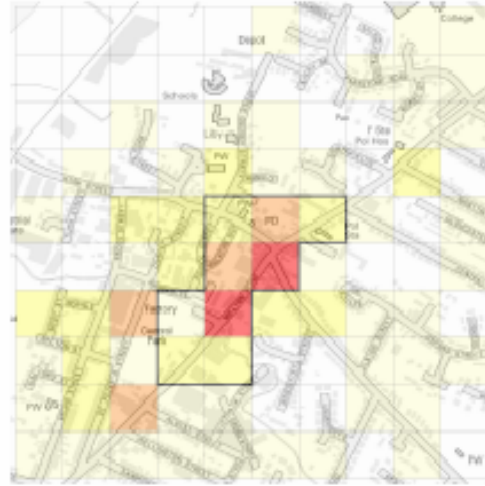
Syston Town Centre CCTV Scheme



**Map 3a: Total Recorded Offences
April 2003 - March 2004
Syston Town Centre
by 100 metre Grid Square**



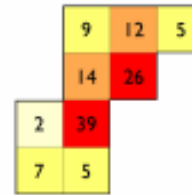
**Map 4a: Total Recorded Offences
April 2004 - March 2005
Syston Town Centre
by 100 metre Grid Square**



**Map 3b: Total Recorded Offences
April 2003 - March 2004
Syston CCTV Area
by 100 metre Grid Square**



**Map 4b: Total Recorded Offences
April 2004 - March 2005
Syston CCTV Area
by 100 metre Grid Square**



**Table 2: Total recorded offences by type
Syston CCTV Area**

offence type	2003/04	2004/05	Total	% change	trend
other theft	25	36	61	44%	▲
violence against the person	23	37	60	61%	▲
criminal damage	19	25	44	32%	▲
burglary other	14	5	19	-64%	▼
drugs	5	4	9	-20%	▼
theft from vehicle	5	4	9	-20%	▼
theft of cycle	7	1	8	-86%	▼
other	3	4	7	33%	▲
burglary dwelling	3	2	5	-33%	▼
theft of vehicle	3		3	-	-
robbery		1	1	-	-
total	107	119	226	11%	▲

Source: Leicestershire Comptabulary CIS

TABLE B

Table A shows that crime figures within the area covered by the Loughborough Town Centre CCTV scheme have fallen over the last year, apart from violence against the person, robbery and drug offences. In total, Loughborough town centre has seen a decrease of -5% in the rate of recorded crime.

It is difficult to prove or disprove whether crime displacement has occurred around Loughborough town centre, due to the presence of CCTV cameras. The circumstances that exist in one beat, such as demographic makeup, centres of entertainment and commerce and its residential nature can and do affect crime types, levels and distribution.

Table B shows that there has been an increase in the rate of recorded crime of 11% within the area covered by the Syston CCTV scheme. However, it should be borne in mind that the actual increase in crime rates is relatively small, overall there has been an increase in the total number of crimes of 12 incidents.

INTER-SCHEME COMPARISON

No comparison of the Loughborough town centre scheme or Syston has been carried out with other town centres for the purpose of this report.

The main reasons for this are the difficulties in comparing two areas with a differing ratio of commercial and residential make-up, and the possibility of differing procedures and methods used for the operation and monitoring of the system.

COMPLAINTS

No complaints have been raised or brought to the attention of the Partnership during the April 2004 to March 2005 period.

CCTV USER GROUP

An officer group meets on a regular basis to co-ordinate CCTV issues. The members of the group consist of representatives from Community Safety, the Police, Housing Services, Technical Services and the Chamber of Trade and Commerce. A member of the Community Safety Team also attends the Leicestershire CCTV Users Group, where good practice information is disseminated and shared and any new legislation issues are fully discussed and implemented.

Published by the Policy Unit, Charnwood Borough Council on behalf of the CCTV partnership comprising: Charnwood Borough Council, Leicestershire Constabulary, Loughborough Chamber of Trade and Commerce, Charnwood Racial Equality Council and Charnwood Community Council.

If you would like this document in your language or to obtain copies in Braille, on audio tape or large print, please contact the Policy Unit on (01509) 634603 or e-mail policy.unit@charnwoodbc.gov.uk