

## **14. Indoor sports facilities**

### **Introduction**

- 14.1 PPG17 states that it is essential to consider the role that indoor sports facilities play in meeting the needs of local residents.
- 14.2 The methodology for the assessment of indoor facilities is slightly different to other PPG 17 typologies in that specific demand modelling can be undertaken in line with Sport England parameters and using Sport England tools. As such, Sport England's Facilities Planning Model (FPM) and Active Places Power tools have been used to assess local demand, together with feedback from local consultation, to ensure that the findings have been based on understanding local needs and expectations and ensuring that facilities are sufficient to meet that need.
- 14.3 It should be noted that, given the wider catchments that indoor sports facilities serve, it was not deemed appropriate to assess facilities on a settlement by settlement basis.
- 14.4 Facilities included within this category for Charnwood are:
- sports halls
  - swimming pools
  - health and fitness
  - indoor bowls.
- 14.5 There are many opportunities for the improvement of facilities across Charnwood, particularly capitalising upon the Building Schools for the Future (BSF) programme if Leicestershire County Council are successful in their bid. In addition, other sources of funding (such as National Governing Bodies) may offer further avenues for improvement, although it is recognised that funding opportunities for the majority of sports are currently limited.
- 14.6 The provision of indoor sports facilities that meet local and national standards will be key to the delivery of local, regional and national objectives – including those set out within Sport England and the County Sport Partnerships strategic documents which have been reviewed in section eight of this report.

### **Consultation**

- 14.7 General findings from the research and consultation undertaken for this study relevant to indoor sports facilities are summarised below:
- household survey results show that:
    - 22% of residents use sports halls (7% at least once a week)
    - 63% of residents use swimming pools (22% at least once a week)
    - 25% of residents use health and fitness facilities (14% at least once a week)
    - 6% of residents use indoor bowls facilities (1.5% at least once a week)

## **SECTION 14 – INDOOR SPORTS FACILITIES**

---

- the majority of respondents to the household survey consider the provision of all types of indoor sports facilities to be sufficient, with only a relatively small proportion stating that there are not enough facilities at present:
  - only 20% of residents consider there to be 'not enough' sports halls
  - only 24% of residents consider there to be 'not enough' swimming pools
  - only 15% of residents consider there to be 'not enough' indoor bowls facilities
  - only 20% of residents consider there to be 'not enough' health and fitness facilities
- a relatively large proportion of household survey respondents did not have an opinion on the quality of indoor sports facilities, however of those that did, the majority consider provision to be average/good, with:
  - swimming pools: 35% rate pools as good, 32% rate them average and 8% rate them poor
  - sports halls: 24% rate them sports halls as good, 26% rate them as average, and 5% rate them poor
  - health and fitness suites: 24% rate health and fitness facilities as good, 24% rate them average and 5% rate them poor
  - indoor bowls: 10% rate indoor bowls facilities as good, 11% rate them as average and 6% rate them poor
- findings across the three settlement hierarchies were generally consistent with the overall results although it should be noted that a higher proportion of respondents in the smaller settlements consider swimming pools (48%) to be good quality
- workshop sessions with key stakeholders highlighted that indoor sports provision in the Borough is generally of a good standard - in particular the world class facilities provided at Loughborough University were referenced and also the high quality provision at the Council owned sites. However, the quality of provision on some school sites is deemed to be in need of improvement
- the majority of sports clubs consider the quality of provision to be good (48%) or average (39%). However it should be noted that quality was perceived to be the biggest issue with sports facilities in Charnwood, with 48% of sports clubs selecting quality compared to 19% who selected quantity and 19% who selected access. The sports club's biggest priorities were in relation to:
  - keeping prices low (55%)
  - cleanliness and maintenance (36%)
  - high specification facilities (32%)
- 55% of children surveyed said that they consider the indoor sports facilities in Charnwood to be 'clean, safe and nice to use', whilst 19% said that facilities are 'sometimes unclean and could be made better'
- 30% of young people surveyed said that they perceive indoor sports facilities to be 'clean, safe and nice to use', whilst 22% deem them average – 'in need of some improvements'. 11% consider indoor sports facilities to be poor.

## **SECTION 14 – INDOOR SPORTS FACILITIES**

---

14.8 According to the Active People 2 survey (outlined in more detail in Section 8) 77% of residents in Charnwood are satisfied with the quality of sports facilities. This had increased marginally from the first Active People Survey.

### **Current position**

14.9 A broad review of indoor sport and recreation facilities has been undertaken to guide future planning within Charnwood. This review was based on the Active Places database, the FPM and relevant information included within the Leicestershire and Rutland Sports Facilities Framework.

14.10 This review considers the facilities owned by Charnwood Borough Council and also takes into account facilities owned by other providers, including schools, the University and commercial providers.

14.11 Provision of sports halls, swimming pools, health and fitness facilities and indoor bowls has been considered in terms of quality, quantity and accessibility. For clarity, the provision of each type of facility is considered individually.

### **Quality**

14.12 The PPG17 Companion Guide reinforces that design and management are factors integral to the successful delivery of a network of high quality sport and recreation, stating that:

*“Quality depends on two things: the needs and expectations of users, on the one hand, and design, management and maintenance on the other.”*

14.13 Quality standards are therefore subdivided into two components, specifically:

- management and maintenance
- design specification.

14.14 The key objectives underpinning this are:

- to ensure high standards of management and customer service are attained, which meet or exceed customer expectation and lead to a quality leisure experience for all users of facilities
- to provide clear guidance relating to facility specifications, ensuring suitability of design for the targeted range of sports and standards of play as well as individual requirements for specialist sports and uses.

### **Management of indoor facilities**

14.15 Quest is a tool for continuous improvement, designed primarily for the management of leisure facilities and leisure development. Quest defines industry standards and good practice and encourages their ongoing development and delivery within a customer focused management framework.

14.16 The Quest accreditation is therefore synonymous with high quality and good practice and achievement of this at facilities across Charnwood should be targeted.

## **SECTION 14 – INDOOR SPORTS FACILITIES**

*All leisure providers to follow industry best practice principles in relation to a) Facilities Operation, b) Customer Relations, c) Staffing and d) Service Development and Review. The detail of the internal systems, policies and practices underpinning implementation of these principles will correlate directly to the scale of facility, varying according to the position of the facility within the levels of the established hierarchy.*

- 14.17 At present there are two facilities within the Borough which have achieved Quest accreditation Loughborough Leisure Centre (with a score of 82%) and Soar Valley Leisure Centre (with a score of 85%).
- 14.18 As well as reflecting Quest practice, the management of indoor sports facilities should reflect the views and aspirations of the local community. Residents considered the following key issues to be of particular importance in the provision of a high quality indoor facility:
- cleanliness of changing rooms (65%)
  - cost of facilities (60%)
  - maintenance of facilities (46%).
- 14.19 The recommended local quality standard for indoor sports facilities is summarised below. Full justifications and consultation relating to the quality of provision for the local standard is provided within Appendix N.
- 14.20 The aspirations are derived directly from the findings of local consultations.

### **Quality standard – Indoor sports facilities (see Appendix N)**

<b>Recommended standard – Indoor Sports Facilities</b>	
Local consultation, national guidance and best practice suggest that the following features are essential and desirable to local residents. These key issues should be incorporated into an overall quality vision.	
<b>Essential</b>	<b>Desirable</b>
Changing room cleanliness	Ease and security of parking
Affordable facility charges	Welcoming staff
Well maintained facilities	Accessible
Wide-range of activities	Ease of booking

- 14.21 Improvements to the quality of existing facilities were highlighted as being of greater importance than increases in the overall quantity of provision.

### **Design specifications**

- 14.22 In line with PPG17 recommendations, in addition to establishing a quality vision for sports facilities based on local community needs, facilities should meet with appropriate technical specifications.

**Quality standard (design and technical)**

<b>QS1</b>	All new build and refurbishment schemes to be designed in accordance with Sport England Guidance Notes, which provide detailed technical advice and standards for the design and development of sports facilities.
------------	--

- 14.23 A full list of Sport England Design Guidance Notes can be found on the Sport England website and are available to download free. A summary of key criteria for the quality of sports facilities is provided in Appendix K.
- 14.24 The space requirement for most sports depends on the standard of play – generally the higher the standard, the larger the area required. Although the playing area is usually of the same dimensions, there is a need to build in provision for increased safety margins, increased clearance height, spectator seating, etc. Similarly, design specification varies according to level of competition with respect to flooring type and lighting lux levels, for example.
- 14.25 Sport England Design Guidance Notes are based on eight standards of play. Consideration should be given to the desired specification of the facility in question at the outset.

**Supply and demand analysis – developing standards**

- 14.26 In order to evaluate the adequacy of existing facilities, supply is compared to an estimated demand. The foundations of all demand assessments are analysis of the demographic nature of the resident population within the local authority. Consideration is also given to the impact of facilities in surrounding local authorities.
- 14.27 The findings of supply and demand models should inform the development of provision standards. Quantity standards should only be applied through the planning process where new facilities are required, and where part of the need for new provision is generated by the impact of the new development. The application of provision standards will be critical however in the event of significant population growth.
- 14.28 Sport England's Facilities Planning Model (FPM) is a key tool for measuring the supply and demand for sports halls and swimming pools. The national run conducted in 2008 and 2009 was based on over 65,000 records collected as part of the National Benchmarking Service as well as specific surveys carried out across the country with the purpose of updating the FPM. The parameters used in the FPM are therefore directly representative of usage. This means that the use of the FPM for analysis of the provision of sports halls and swimming pools provides a robust understanding of supply and demand in an area and consequently of the adequacy of supply to meet demand.
- 14.29 The FPM considers the quantity and type of provision, as well as the appropriateness of the facility to meet the needs of residents in its catchment area. The current position of indoor sports provision is discussed by typology over the following pages.

## **Sport halls**

### **Context**

- 14.30 Within Charnwood there are currently 16 sports facilities that contain sports halls, which comprise 23 sports halls and total 99 badminton courts across the Borough. Of these, three facilities have halls larger than four badminton courts; at Loughborough University (20 courts in total including a 12 court hall plus two 4 court halls), Burleigh Community College (8 courts) and Loughbrough Leisure Centre (8 courts). Table 14.1 overleaf outlines detailed information on each of these sites.
- 14.31 According to the Sport England Facility Planning Model, Charnwood has a total supply of 95 badminton courts, which equates to 81 courts (when taking into account the hours that the facility is available). In terms of provision per 10,000 population, this equates to 5.6 courts per 10,000 population which is above both the regional average (3.7 courts) and national average (3.8 courts). This excludes Humphrey Perkins High School sports hall which was built in 2008 and was therefore not included in the Facility Planning Model. NB. The FPM only considers sports halls that are 3 badminton courts in size or larger.
- 14.32 The provision of sports halls in Charnwood is summarised in Table 14.1 overleaf.

**SECTION 14 – INDOOR SPORTS FACILITIES**

**Table 14.1 – Provision of sports halls in Charnwood**

Site name	Access Policy	Year Built	Number of	Condition
BURLEIGH COMMUNITY COLLEGE	Sports Club / Community Association	1952	4	Good
BURLEIGH COMMUNITY COLLEGE	Sports Club / Community Association	1999	4	Poor
HIND LEYS COMMUNITY COLLEGE	Pay and Play	1976	4	Poor
HOTON VILLAGE HALL	Pay and Play	1908	1	-
HUMPHREY PERKINS COMMUNITY CENTRE	Pay and Play	1957	1	Poor
HUMPHREY PERKINS COMMUNITY CENTRE	Pay and Play	1957	1	Poor
HUMPHREY PERKINS SCHOOL SPORTS HALL	Sports Club / Community Association	2008	4	
LIMEHURST HIGH SCHOOL	Sports Club / Community Association	2000	4	Good
LONGSLADE COMMUNITY COLLEGE	Sports Club / Community Association	1977	4	Poor
LOUGHBOROUGH COLLEGE	Pay and Play	2006	4	Good
LOUGHBOROUGH GRAMMAR SCHOOL	Sports Club / Community Association	1978	4	Neither
LOUGHBOROUGH LEISURE CENTRE	Pay and Play	1975	8	Very good
LOUGHBOROUGH UNIVERSITY	Pay and Play	1996/2003	20	-
RATCLIFFE COLLEGE	Sports Club / Community Association	1975	4	Neither
RAWLINS COMMUNITY COLLEGE	Sports Club / Community Association	1987	4	Neither
RAWLINS COMMUNITY COLLEGE	Sports Club / Community Association		1	Poor
ROUNDHILL COMMUNITY COLLEGE SPORTS	Sports Club / Community Association		4	Poor
SHEPshed HIGH SCHOOL	Sports Club / Community Association	1975	4	Good
SOAR VALLEY LEISURE CENTRE	Pay and Play	2004	4	Very good
WELBECK DEFENCE SIXTH FORM COLLEGE	Sports Club / Community Association	2005	4	
WREAKE VALLEY COMMUNITY COLLEGE SPORTS	Sports Club / Community Association	1972	4	Poor
WREAKE VALLEY COMMUNITY COLLEGE SPORTS	Sports Club / Community Association	1972	4	Poor

**Quality of existing provision**

- 14.33 The quality of facilities is particularly important to local residents. The age of facilities, along with the quality of the sites may influence how likely residents are to use facilities.
- 14.34 Site visits to sports halls within the Borough were undertaken recently as part of the Leicestershire and Rutland Sports Facilities Strategic Framework study; the assessments made are shown on table 14.1 above highlighting that:
- the two Council-owned facilities are deemed to be very good quality
  - although not assessed for the Strategic Framework study, the University facilities provide good standards of provision
  - there are also a number of facilities on school sites that are deemed to be good quality, namely Burleigh Community College, Limehurst High School, Shepshed High School and Loughborough College
  - seven of the sports halls on community college sites were deemed poor quality.
- 14.35 In particular, the Leicestershire and Rutland Sports Facilities Strategic Framework study highlights the need to improve school sports facilities across the County and the need to ensure that the Building Schools for the Future process seeks to replace or refurbish sports halls and ancillary facilities in need of investment.

**Quantity of provision**

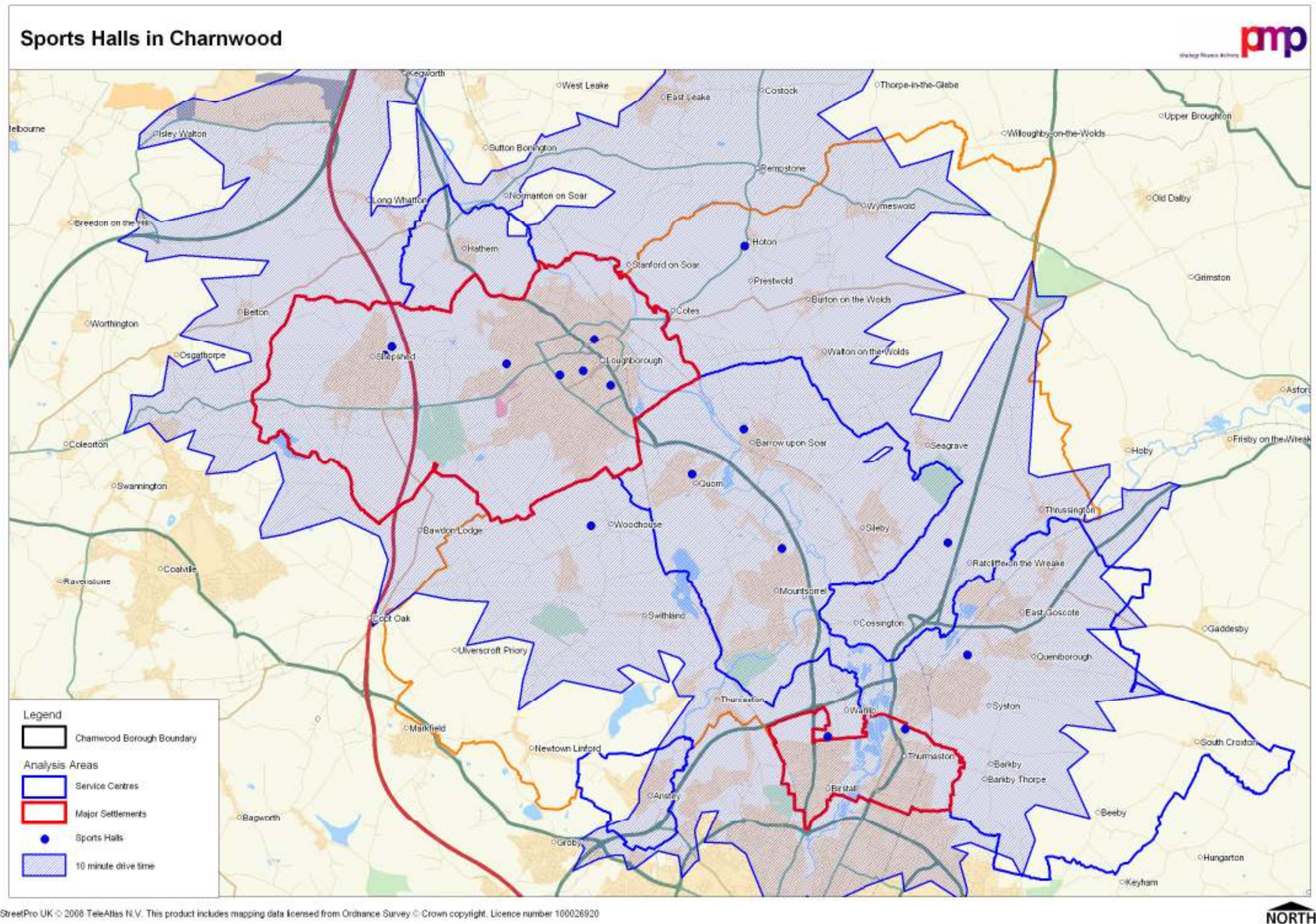
- 14.36 The key findings from the FPM data run (which excludes Humphrey Perkins High School) are that:
- sports hall provision in Charnwood currently equates to 5.6 courts per 10,000 population which is above both the regional average (3.7 courts) and national average (3.8 courts)
  - the current population in Charnwood is likely to generate demand equivalent to circa 8,029 visits per week in the peak period (VPWPP) by 2019 this is projected to increase to 8,968 – this level of demand is equivalent to 50 badminton courts, rising to 55 courts by 2019
  - existing sports hall provision within the Borough provides supply equivalent to circa 16,345 VPWPP (Council owned facilities are estimated to supply circa 2,400 VPWPP)
  - 96% of demand is currently being met by existing provision, which is higher than the regional average of 91% and national average of 90%
  - most unmet demand in the Borough is due to residents who live outside the recommended catchment of a sports hall
  - sports halls are currently operating at approximately 54% used capacity, which is lower than the regional average (68%) and the national average of (66%) and well below the 'comfort' level which is 80% for sports halls – suggesting that there is some spare capacity. However, the model estimates that Soar Valley Leisure Centre, Limehurst High School, Shepshed High School and Loughborough Leisure Centre are all operating close to or above capacity

- not all demand for sports halls from Charnwood residents will be met by Charnwood's sports halls as some residents may be located closer to halls in neighbouring Boroughs and vice versa. However, on balance, it is estimated that Charnwood is a net importer – importing 19% of demand from outside the Borough.
- 14.37 The above findings suggest that on a quantitative basis, the current supply of sports halls is adequate and that in terms of meeting the needs of Charnwood Borough residents there is an over supply equal to 8,316 VPWPP and there may also be some overlapping catchments. Furthermore, Humphrey Perkins High School provides additional courts which are not included in the above modelling calculations.
- 14.38 As detailed above; consultation undertaken for this study indicated that most residents consider current sports hall provision to be adequate, with:
- over one third of household survey respondents (35%) considering the quantity of sports halls in Charnwood to be 'about right/more than enough'. 14% considering there to be 'nearly enough' and 20% considering there to be 'not enough' sports halls in the Borough
  - the responses from residents in the larger settlements and service centres mirror the overall results, whilst a higher proportion (33%) of respondents from the smaller settlements consider the quantity of sports hall provision to be 'more than enough/about right'.

**Access to facilities**

- 14.39 Access to facilities is perhaps the most important determinant of the adequacy of provision of facilities. The findings of the household survey and other consultations show that:
- of those residents that use indoor sports facilities more frequently than any other open space/sports facility, 77% travel by car and 89% travel for 15 minutes or under
  - 54% of residents expect to travel to a sports hall by car – average journey time is 15 minutes and the mode is 10 minutes
  - results in the larger settlements and service centres mirror the overall results, however, within the smaller settlements respondents expect to travel for longer, with the mean travel time being 15 minutes and mode being 15 minutes.
- 14.40 Map 14.1 overleaf illustrates the distribution of existing sports halls and demonstrates the catchments, based on a 10 minute drive time.

Map 14.1 – Sports Hall Provision in Charnwood & drive time catchments



## **SECTION 14 – INDOOR SPORTS FACILITIES**

---

- 14.41 It can be seen that when considering access by car, all residents are within a drivetime of at least one facility; access to facilities on foot is however more limited. In order to assess the degree to which demand is met by the supply of facilities, the FPM takes into account the location of existing sports halls and the likely means of transport that people will use to reach the site. It also takes into account the profile of the population and the type of facilities that are provided to serve the population.
- 14.42 The FPM data indicates that in terms of access to sports halls, 87% of demand is satisfied for those who travel by car compared to just 13% who travel on foot – which is slightly below the regional average (14%) and national average (16%).
- 14.43 However, given the rural nature of many parts of the Borough, it is unrealistic to expect that all residents could access a sports hall on foot, local consultation highlighted that most residents expect to drive to use an indoor sports facility and also in addition to the larger sports halls, there are a range of smaller community halls which act as local facilities and can host a range of activities including dance, yoga, martial arts and aerobics etc; providing a particularly valuable resource in the more rural settlements.

### **Summary – sports halls**

- 14.44 Analysis of the quantity, quality and accessibility of sports halls indicates that overall there is sufficient quantity to meet demand and that 96% of demand is currently being met which is above national and regional average levels. Plus sports hall provision in Charnwood per 10,000 population is also above regional and national average levels.
- 14.45 Facilities are well distributed across the Borough and there are no areas of high unmet demand.
- 14.46 Given the high levels of existing provision, future focus should be on:
- developing future investment strategies for core facilities to ensure that sports halls and changing facilities are adequately maintained and refurbished
  - improving and maintaining the quality of sports halls - particularly the school/college facilities that were rated poorly, namely Rawlins Community College, Humphrey Perkins High School, Hind Leys Community College, Wreake Valley Community College and Burleigh Community College
  - giving consideration to the maximisation of resources on school sites and access by the community as participation increases, with programmes such as Building Schools for the Future and the extended schools programme offer significant opportunities (the Leicestershire and Sports Facilities Strategic Framework study advocates a minimum of 20 to 30 hours per week community use)
  - ensuring that the programming of all sports facilities is complementary and works to achieve the maximum benefit for the local community
  - ensuring that the cost of accessing facilities is appropriate for different client groups
  - the providers of indoor sports facilities striving to achieve the quality vision and where possible, larger sites should work towards Quest accreditation, the national benchmark for quality (*as highlighted, this has already been achieved by Loughborough Leisure Centre and Soar Valley Leisure Centre*).

14.47 The impact of new housing developments should be assessed using the Sport England Facility Calculator which provides estimates of the impact of the additional population in terms of demand for facilities.

## **Swimming pools**

### **Context**

14.48 There are currently 15 swimming pools within Charnwood (on 14 sites), equating to a total of 4,169m<sup>2</sup> of water space (3,129 m<sup>2</sup> when taking into account the hours that the facility is available). Details of the main swimming pools in the Borough are outlined in Table 14.2 overleaf. Of this provision, almost 1000m<sup>2</sup> is owned / managed by Charnwood Borough Council.

14.49 Table 14.2 shows that there is a wide range of swimming provision across the Borough, including:

- 10 pools which are 25m in length
- 1 pool which is 50m in length (at Loughborough University)
- 4 pools which are less than 25m in length.

14.50 There are three pool facilities owned by the Council – the remaining facilities are predominantly based on school sites across the Borough.

14.51 Table 14.2 overleaf summarises the provision of swimming pools in Charnwood.

**SECTION 14 – INDOOR SPORTS FACILITIES**

**Table 14.2 – Provision of swimming pools in Charnwood**

Site name	Sub Type	Access Policy	Year Built	Lanes	Width	Length	Condition
BURLEIGH COMMUNITY COLLEGE	Main/General	Sports Club / Community Association	1952	4	10	25	Poor
HIND LEYS COMMUNITY COLLEGE	Main/General	Pay and Play	1976	4	9.25	23	Neither
HUMPHREY PERKINS COMMUNITY CENTRE	Main/General	Pay and Play	1957	5	9	25	
LA FITNESS (LOUGHBOROUGH)	Main/General	Registered Membership use	2004	2	12	17	
LONGSLADE COMMUNITY COLLEGE	Main/General	Pay and Play	1977	4	8	25	Neither
LOUGHBOROUGH GRAMMAR SCHOOL	Main/General	Sports Club / Community Association	1955	4	8.5	24	Neither
LOUGHBOROUGH LEISURE CENTRE	Main/General	Pay and Play	1975	6	12.5	25	Very good
LOUGHBOROUGH LEISURE CENTRE	Main/General	Pay and Play	1975	4	8.5	20	Good
LOUGHBOROUGH UNIVERSITY	Main/General	Pay and Play	2002	8	20	50	Very good
QUALITY LIVING HEALTH CLUB (LOUGHBOROUGH)	Learner/Teaching/Training	Pay and Play	1993	0	6	8	
RATCLIFFE COLLEGE	Main/General	Sports Club / Community Association	1975	5	10	25	Neither
RAWLINS COMMUNITY COLLEGE	Main/General	Pay and Play	1987	4	10	25	Good
ROUNDHILL COMMUNITY COLLEGE SPORTS CENT	Main/General	Sports Club / Community Association		0	9.1	18.2	Poor
SOAR VALLEY LEISURE CENTRE	Main/General	Pay and Play	2004	4	8.5	25	Very good
SOUTH CHARNWOOD SWIMMING POOL	Main/General	Pay and Play	1987	5	10.5	25	Good
WELBECK DEFENCE SIXTH FORM COLLEGE	Main/General	Sports Club / Community Association	2005	6	10	25	

**Quality of existing provision**

14.52 As with sports halls, site visits to swimming pools within the Borough were undertaken recently as part of the Leicestershire and Rutland Sports Facilities Strategic Framework study; the assessments made are shown in the previous table highlighting that:

- the Council-owned facilities were deemed to be very good quality (Loughborough Leisure Centre and Soar Valley Leisure Centre) and good quality (South Charnwood Pool). Since site visits were undertaken, the South Charnwood Leisure Centre facility has been refurbished and is now very high quality
- the pool at Loughborough University was also deemed very good and the pool at Rawlins Community College was also deemed to be good quality
- pools at Burleigh and Roundhill Community Colleges were deemed poor quality.

**Quantity of provision**

14.53 The key findings from the FPM data run are that:

- swimming pool provision in Charnwood currently equates to 24.6m<sup>2</sup> per 1,000 population which is considerably higher than both the national and regional average of 12.9 m<sup>2</sup>
- the current population in Charnwood is likely to generate demand equivalent to circa 9,598 visits per week in the peak period (VPWPP) by 2019 this is projected to increase to 10,784 – this level of demand is equivalent to 1,688 m<sup>2</sup>, rising to 1,896 m<sup>2</sup> by 2019
- existing swimming pool provision within the Borough provides supply equivalent to circa 25,420 VPWPP – suggesting a large oversupply in provision. In fact if Charnwood wished to only meet demand generated by Charnwood residents this could be done so with just the Council owned facilities and University pool, which are estimated to supply circa 13,503 VPWPP which is still significantly higher than estimated demand
- Charnwood has a below average proportion of people (13%) who do not have access to a car, so there will be a higher proportion of people who are mobile and will therefore be able to access a greater choice of pools
- the model estimates that 88% of visits to pools in Charnwood are made by car and 12% on foot (slightly below the amount expected to walk regionally 15%)
- 97% of demand is currently being met by existing provision, which is higher than the regional average which is equates to 89% and also the national average which equates to 91%
- unmet demand equates to just 46m<sup>2</sup> currently rising to 52 m<sup>2</sup> in 2019
- nearly all of the unmet demand in the Borough is due to residents who live outside the recommended catchment of a swimming pool and do not have access to a car

- swimming pools are currently operating at approximately 54% used capacity, which is lower than the regional average (55%) and the national average of (57%) and well below the 'comfort' level which is 70% for swimming pools – suggesting that there is some space capacity. The model estimates that Soar Valley Leisure Centre has the highest 'pool usage', but there are a number of facilities on school sites which are estimated to have low 'pool usage' levels; namely Loughborough Grammar School (16%), Burleigh Community College (21%) and Hind Leys Community College (35%)
- the model estimates that with population increases, by 2019 the older pools will become less attractive and will cater for less demand and the newer pools will become much busier (particularly Soar Valley Leisure Centre and Loughborough University pool); with an overall average usage of 59%
- as with sports halls, the model takes into account the fact that not all demand for pools from Charnwood residents will be met by Charnwood's pools as some residents may be located closer to pools in neighbouring Boroughs and vice versa. On balance, it is estimated that Charnwood is a net importer – importing 37% of demand from outside the Borough.

14.54 The above findings suggest that on a quantitative basis, the current supply of swimming pools is more than adequate to meet the needs of Charnwood Borough residents – with an over supply equivalent to 15,822 VPWPP currently and 14,636 in 2019.

14.55 The Leicestershire and Rutland Sports Facilities Framework study also highlights that based on ASA calculations Charnwood has an oversupply of water space equivalent to 1,971m<sup>2</sup>.

14.56 As detailed above, consultation carried out for this study also indicates that most residents consider current levels of swimming pool provision to be adequate:

- 47% of residents said that they consider the current provision of swimming pools to be 'about right/more than enough', whilst 12% said that there are 'nearly enough' pools. 24% said that there are 'not enough' swimming pools
- responses from residents living within the larger settlements and service centres are similar to the overall results, whilst a much smaller proportion (7%) of respondents from the smaller settlements consider there to be 'not enough' pools.

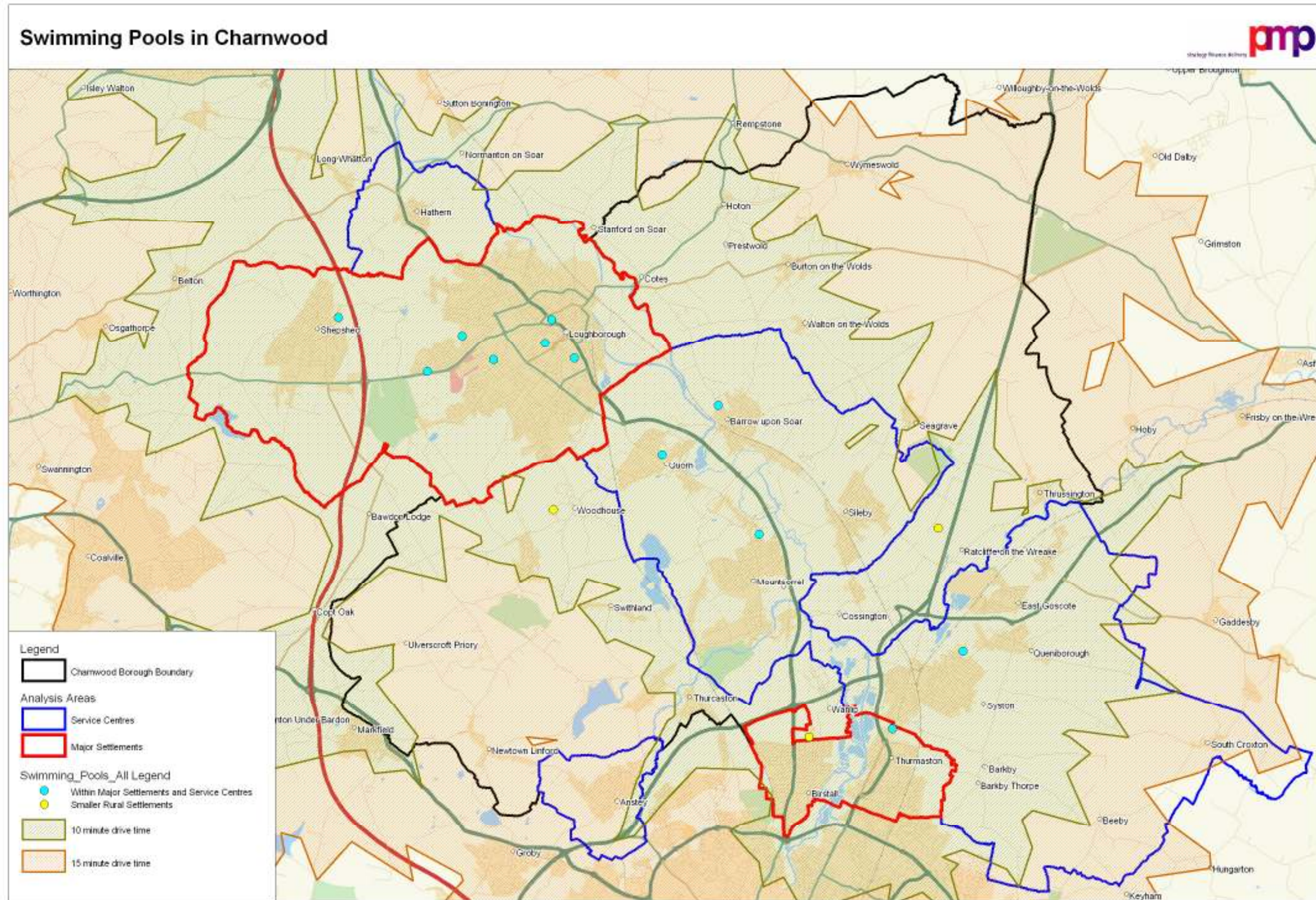
#### **Access to facilities**

14.57 Findings of the household survey and other consultations show that:

- 59% of residents expect to travel to a swimming pool by car – average journey time is 14 minutes and the mode is 10 minutes
- results in the larger settlements and service centres mirror to the overall results, however, within the smaller settlements respondents expect to travel for longer, with the mean travel time being 17 minutes and mode being 15 minutes.

14.58 Map 14.2 overleaf illustrates the distribution of existing swimming pools and demonstrates the catchments, based on the above assumptions (10 minutes drive time larger settlements and service centres and 15 minutes drive time smaller settlements).

Map 14.2 Swimming Pool Provision in Charnwood & drive time catchments



## **SECTION 14 – INDOOR SPORTS FACILITIES**

---

- 14.59 It can be seen that when considering access by car, nearly all residents are within a drivetime of at least one facility; access to facilities on foot is however more limited. In order to assess the degree to which demand is met by the supply of facilities, the FPM takes into account the location of existing sports halls and the likely means of transport that people will use to reach the site. It also takes into account the profile of the population and the type of facilities that are provided to serve the population.
- 14.60 The FPM data indicates that in terms of access to swimming pools, 82% of demand is satisfied for those who travel by car compared to just 18% who travel on foot – which is higher than the regional average (15%) and national average (17.7%).
- 14.61 However, given the rural nature of many parts of the Borough, it is unrealistic to expect that all residents could access a swimming pool on foot, local consultation highlighted that most residents expect to drive to use an indoor sports facility.

### **Summary – swimming pools**

- 14.62 Analysis of the quantity, quality and accessibility of swimming pools indicates that overall there is sufficient quantity to meet demand and that 97% of demand is currently being met which is above national and regional average levels. In addition, swimming pool provision in Charnwood per 1,000 population is significantly higher than the regional and national average levels.
- 14.63 Assessments of pools found that the quality of provision at the three Council owned facilities, the University and Rawlins Community College were all good, whilst provision on a number of school sites was considered to be poor.
- 14.64 Facilities are well distributed across the Borough and there are no areas of high unmet demand.
- 14.65 As with sports halls, given the high levels of existing provision, future focus should be on:
- developing future investment strategies for core facilities to ensure that swimming facilities and changing facilities are adequately maintained and refurbished
  - ensuring that the programming of all swimming pools is complementary and works to achieve the maximum benefit for the local community
  - ensuring that the cost of accessing facilities is appropriate for different client groups
  - the providers of indoor sports facilities striving to achieve the quality vision and where possible, larger sites should work towards Quest accreditation, the national benchmark for quality.
- 14.66 The Leicestershire and Rutland Sports Facilities Strategic Framework advocates that local authorities work together with the County Council to *'make a strategic decision with regards to the future of school swimming pools throughout the County.....in the light of school pools being regarded as 'supplementary areas' and not part of the core facilities which the DCFS funds in the BSF programme'*. Based on the findings of the FPM data and qualitative assessments, the results suggest that if the pools on school sites in the Borough were lost during the BSF process, residents would still have access to five good quality facilities, that technically have adequate capacity to meet all demand generated from Charnwood residents.

14.67 The impact of new housing developments should be assessed using the Sport England Facility Calculator which provides estimates of the impact of the additional population in terms of demand for water space.

### **Indoor bowls**

14.68 A purpose built indoor bowls facility is provided within the Borough at Charnwood Indoor Bowls Club. This facility is owned by Charnwood BC and leased to the Bowls Club. The facility:

- was built in 1990
- contains eight rinks
- is owned and managed by a sports club
- allows access on a pay and play basis.

### **Supply and demand**

14.69 Household survey results showed that almost half of all residents (45%) had no opinion on the quantity of indoor bowls facilities. However, the majority of the remainder felt that provision was sufficient, with 19% indicating that the quantity of indoor bowls provision is 'about right/more than enough', 7% deeming current provision to be 'nearly enough' whilst 15% state that there is 'not enough' provision.

14.70 Active Places Power indicates that the amount of indoor bowls provision in Charnwood is equivalent to 0.05 rinks per 1,000 population, which is higher than the national average of 0.04 rinks but slightly lower than the regional average of 0.06 rinks per 1,000 population.

14.71 Active Places Power data also suggests that, 85% of demand for indoor bowls in Charnwood is met. This compares positively with the England average (58%) and is comparable with the regional average (88%).

14.72 This site was also assessed as part of the Leicestershire and Rutland sports facilities strategic framework study – in which its quality was rated as very good.

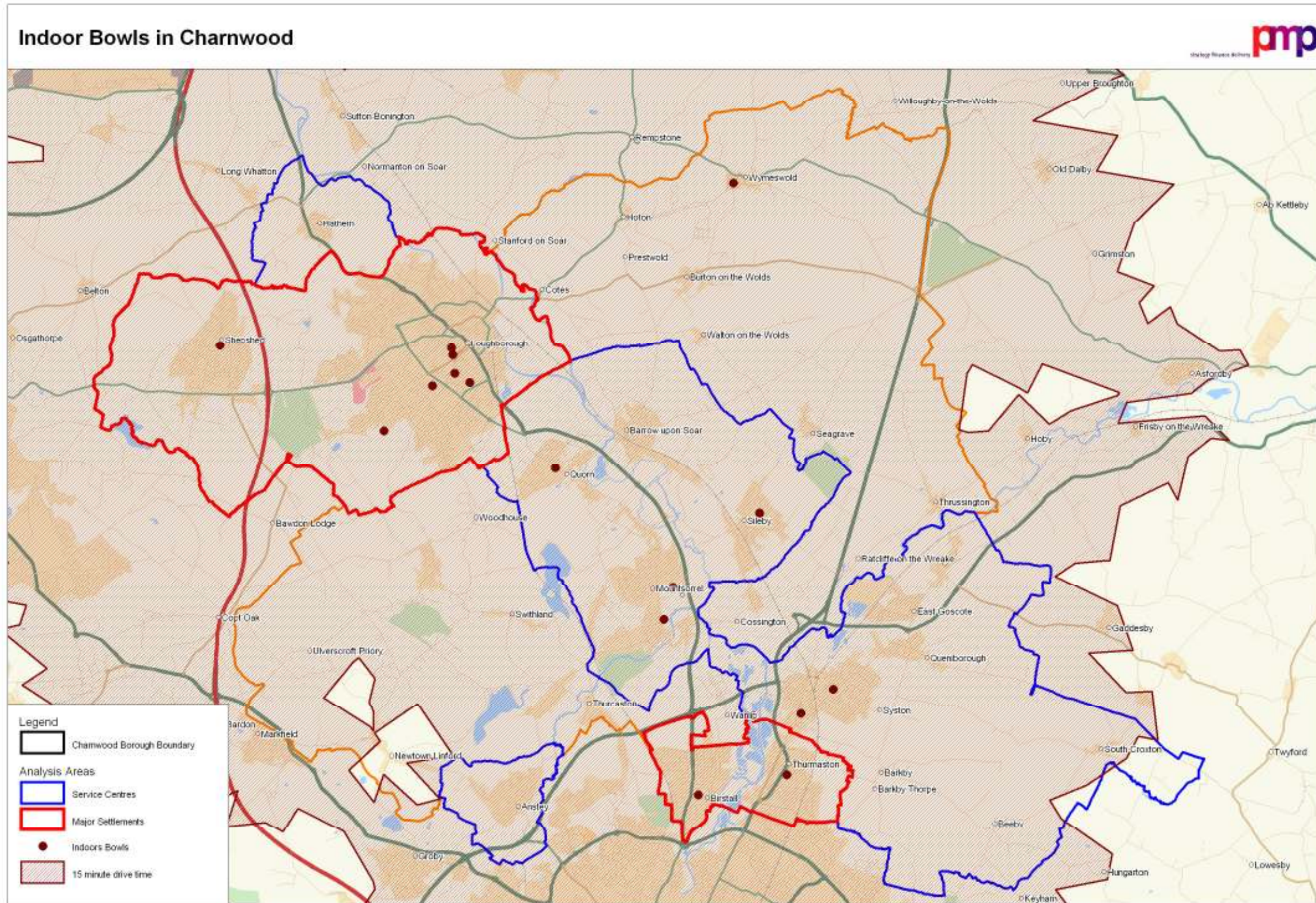
### **Accessibility**

14.73 Local consultation undertaken reveals that 59% of respondents would expect to drive to an indoor bowls rink. The mean expected travel time is 19 minutes, whilst the modal (most common) response is 10 minutes. Results in the larger settlements and service centres mirrored the overall results, however, within the smaller settlement areas, respondents expect to travel for longer, with the mean travel time being 19 minutes and mode being 15 minutes.

14.74 Map 14.3 overleaf illustrates that applying a 15 minute drive time accessibility catchment to indoor bowls facilities means that the majority of residents in Charnwood are within this distance threshold, although there are some parts of the Borough where residents lie outside this catchment area, predominantly in the east, south east and south west (within areas such as Thrussington, Anstey, Queniborough, Syston and Barkby).

14.75 However, there is an indoor bowls facility just south of the Borough in Leicester and, given the specialist nature of this facility and the fact that the English Indoor Bowling Association recommends that residents be within a 20 minute drive time of an indoor bowls facility provision is considered to be adequate.

Map 14.3 – Indoor Bowls in Charnwood & drive time catchments



StreetPro UK © 2008 TeleAtlas N.V. This product includes mapping data licensed from Ordnance Survey © Crown copyright. Licence number 100026920



**Summary – indoor bowls**

14.76 The key findings in relation to indoor bowls are that:

- there is one indoor bowls facility in Charnwood
- the quality of the facility is very good
- Active Places Power indicates that Charnwood has an above average level of provision per 1,000 population of indoor bowls rinks compared to England
- only 15% of respondents consider there to be ‘not enough’ indoor bowls facilities in Charnwood
- the majority of residents are within a 15 minute drive time of an indoor bowls facility.

14.77 As such, future focus should be placed upon:

- maintaining the quality of the existing facility
- ensuring that local residents are aware of the indoor bowls facility and programme of activities and that the facilities provided are accessible and affordable.

14.78 Where any additional demand for indoor bowls is identified, this could be met through the provision of short mat and long mat bowls activities within the programming of sports halls or community hall facilities.

**Health and fitness**

**Context**

14.79 There are currently 12 health and fitness facilities within Charnwood providing a total of 516 stations – these facilities are detailed in Table 14.3 overleaf.

14.80 Table 14.3 overleaf shows that there is a range of facilities across the Borough:

- including both ‘pay and play’ and private membership facilities
- facilities that range in size – with 4 small facilities containing under 30 stations and 8 medium-large facilities including the University facility which has over 150 stations
- most facilities are relatively new; with eight having been built during the last 10 years.

**SECTION 14 – INDOOR SPORTS FACILITIES**

---

**Table 14.3 – Provision of health and fitness facilities in Charnwood**

Site name	Access Policy	Year Built	Number	Condition
HEALTHROOMS FITNESS CLUB	Pay and Play	1995	40	
JOHN SKILLEN MARTIAL ARTS & FITNESS CENTRE	Pay and Play	2004	18	
LA FITNESS (LOUGHBOROUGH)	Registered Membership use	2004	60	
LOUGHBOROUGH COLLEGE	Pay and Play	2006	50	Very good
LOUGHBOROUGH GRAMMAR SCHOOL	Sports Club / Community Association	1978	10	Neither
LOUGHBOROUGH LEISURE CENTRE	Pay and Play	1975	63	Very good
LOUGHBOROUGH UNIVERSITY	Pay and Play	2001	157	
QUALITY LIVING HEALTH CLUB	Pay and Play	1993	7	
SOAR VALLEY LEISURE CENTRE	Pay and Play	2004	45	Very good
DK'S GYM	Registered Membership use	2000	40	
WELBECK DEFENCE SIXTH FORM COLLEGE	Sports Club / Community Association	2005	26	Neither
SOUTH CHARNWOOD LEISURE CENTRE	Pay and Play	2009	40	Very good

### **Quality of existing provision**

- 14.81 Site visits were undertaken to a selection of health and fitness facilities as part of the Leicestershire and Rutland Sports Facilities Strategic Framework study; the findings of the assessments are shown in the table above which highlights that quality of facilities was mainly deemed to be good, with the following facilities deemed very good quality; Loughborough Leisure Centre, Soar Valley Leisure Centre and Loughborough College.
- 14.82 As highlighted earlier, consultation undertaken for this study showed that most residents consider the quality of health and fitness facilities to be either good (24%) or average (24%) and only a small proportion (5%) consider these facilities to be poor.

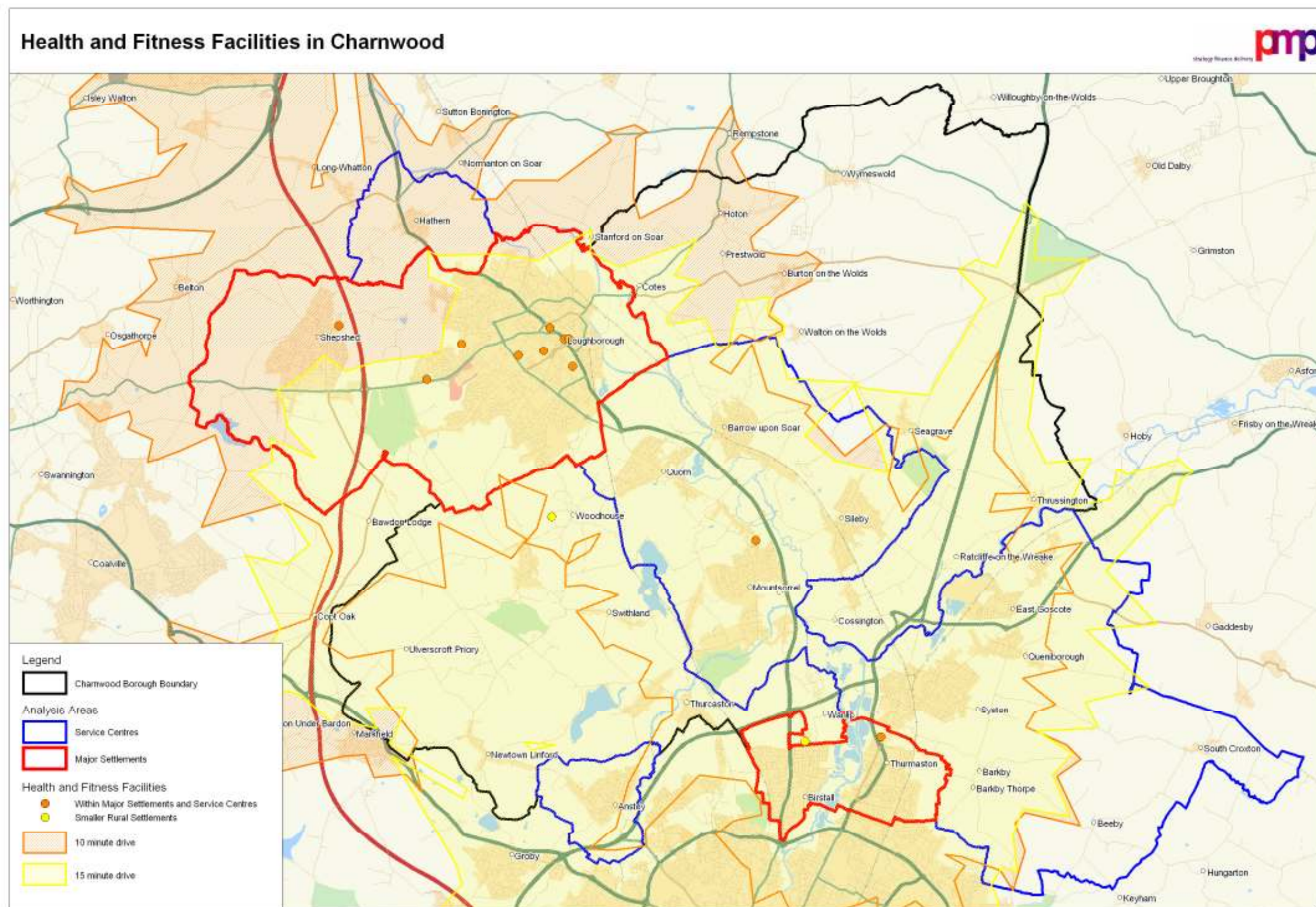
### **Supply and demand**

- 14.83 Household survey results showed that 37% of respondents consider the quantity of health and fitness facilities to be 'about right/more than enough'. 10% consider there to be 'nearly enough' facilities, whilst 20% consider there to be 'not enough' health and fitness facilities. Again, the results within the larger settlements and service centres mirror the overall results, whilst a smaller proportion (11%) of respondents from the rural areas consider there to be 'not enough' health and fitness facilities.
- 14.84 Active Places Power indicates that the amount of health and fitness provision in Charnwood is equivalent to circa 3.49 health and fitness stations per 1,000 population in which is lower than the regional average (4.82) and national average (5.35). However, this does not take into consideration the new 40 station facility which has recently been provided at South Charnwood Pool, which increases the provision in Charnwood to circa 3.7stations per 1,000 population.

### **Accessibility**

- 14.85 Local consultation undertaken reveals that 63% of respondents would expect to drive to a health and fitness facility. An average travel time of 14 minutes is expected by car, with the most common response also being a 10 minute travel time (responses ranged from just 5 minutes to 60 minutes). Results in the larger settlements and service centres mirrored to the overall results, however, within the smaller settlements respondents expect to travel for longer, with the mean travel time being 19 minutes and mode being 15 minutes.
- 14.86 Map 14.4 overleaf illustrates that applying a drive time accessibility catchment of 10 minutes to larger settlements and service centres and a 15 minute drive time in smaller settlements that the majority of residents are within the catchment area for a health and fitness facility.
- 14.87 There is only a small area in the north east of the Borough (around Walton on the Wolds and Wymeswold) where residents lie just outside a catchment area of a facility in Charnwood. These residents are however within a 10 minute catchment area of East Leake Leisure Centre in Rushcliffe and no additional provision is therefore required.

Map 14.4 – Health and Fitness Facilities in Charnwood & drive time catchments



StreetPro UK © 2008 TeleAtlas N.V. This product includes mapping data licensed from Ordnance Survey © Crown copyright. Licence number 100026920



**Summary – health and fitness provision**

14.88 The key findings in relation to health and fitness facilities are that:

- there are twelve facilities in Charnwood – including both ‘pay and play’ facilities and private facilities
- the quality of most facilities is good
- Active Places Power indicates that health and fitness provision per 1,000 population is lower than the regional or national average levels
- only 20% of respondents consider there to be ‘not enough’ health and fitness facilities in Charnwood
- the majority of residents are within a 10 minute drive time catchment (larger settlements/service centres) or 15 minute drive time catchment (smaller settlements) of a health and fitness facility
- in light of levels of provision being below average, population growth may generate demand for additional facilities.

14.89 Therefore, it is recommended that future focus should be placed upon:

- the need for ongoing investment by facility owners into health and fitness facilities to ensure that the gyms, equipment and changing rooms remain in good condition and continue to meet customer expectations
- ensuring that local residents are aware of the facilities available and that the facilities provided are accessible and affordable.

**The future provision of indoor facilities in Charnwood**

14.90 Analysis of the current supply and demand of indoor sports facilities in Charnwood concludes that there are sufficient facilities to meet current and future demand in quantitative terms. Facilities in Council ownership are in good condition – however, a number of facilities on school sites are ageing and strategic decisions will need to be made together with the County Council as to the future of such facilities.

14.91 Other key issues raised that should be addressed in order to increase participation and use at leisure centres include:

- ensuring that investment strategies are in place for future repairs and maintenance requirements
- ensure that the pricing structure is attractive to all sections of the community
- ensure that facilities on school sites (namely sports halls) provide access to the community out of school hours
- ensuring that the programming at facilities are complementary to one another.