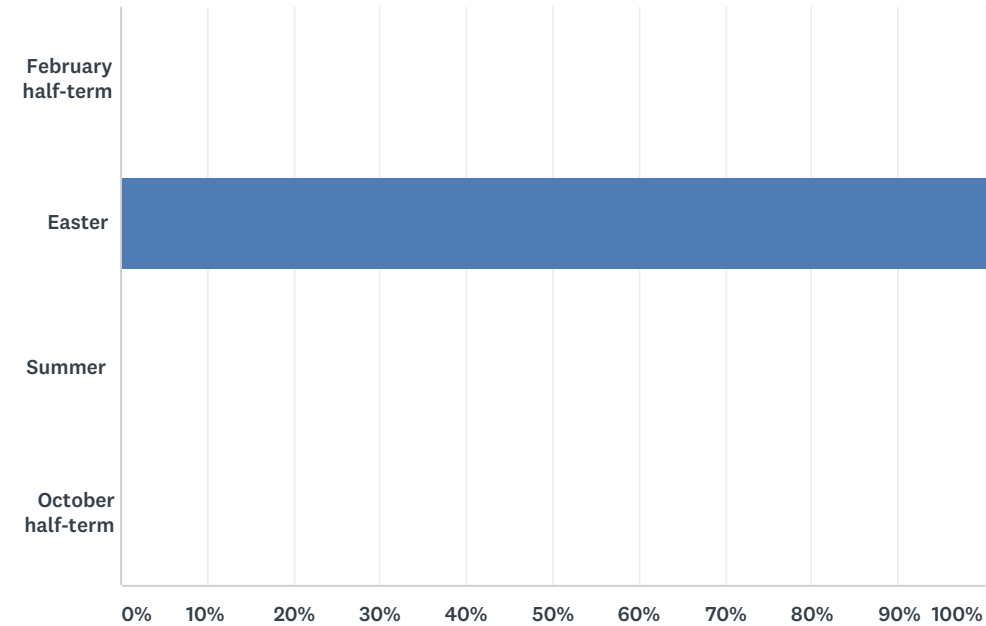


Q1 Which holiday programme are you taking part in?

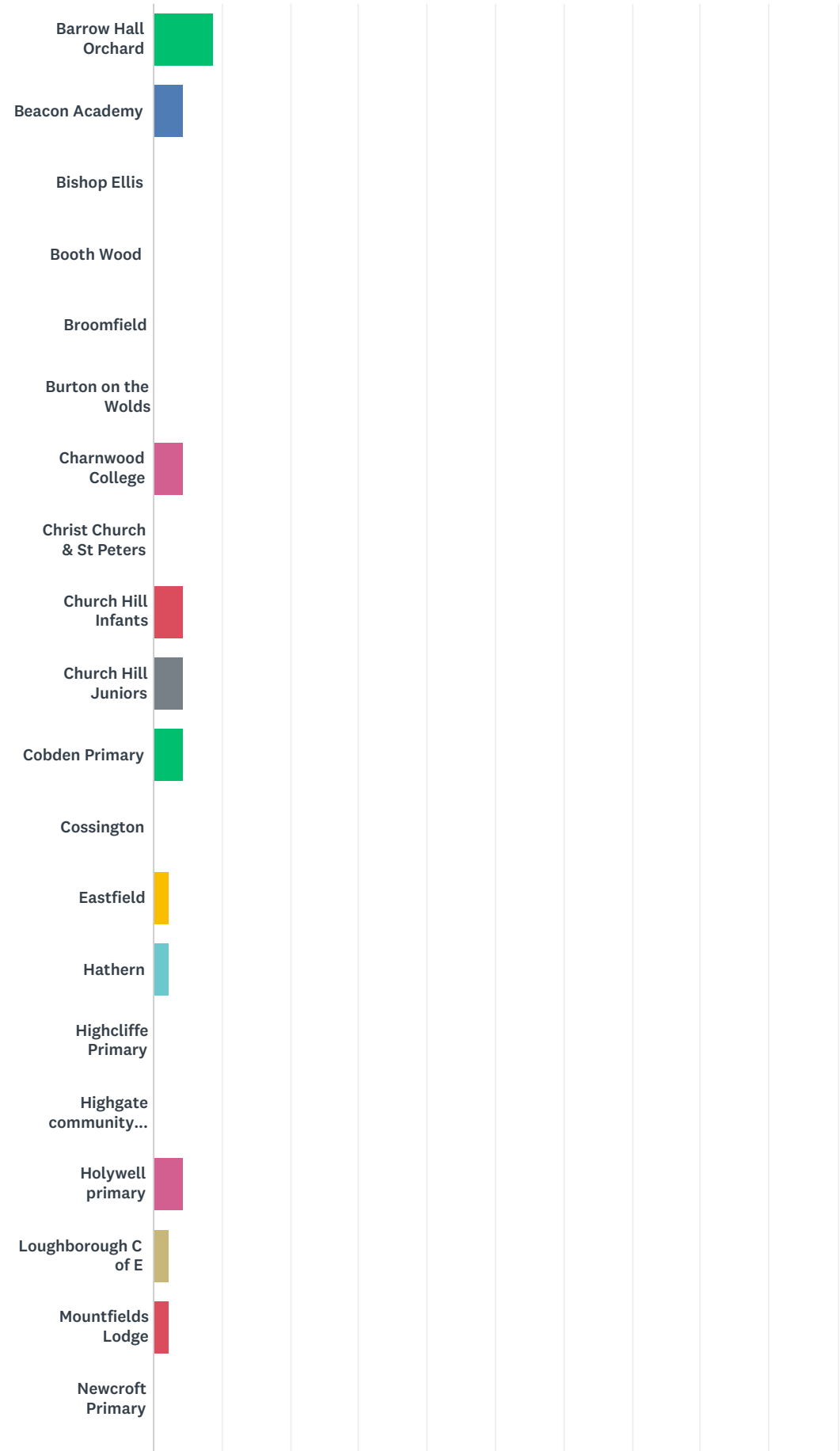
Answered: 45 Skipped: 0



ANSWER CHOICES	RESPONSES	
February half-term	0.00%	0
Easter	100.00%	45
Summer	0.00%	0
October half-term	0.00%	0
TOTAL		45

Q2 Which school does your child/children attend?

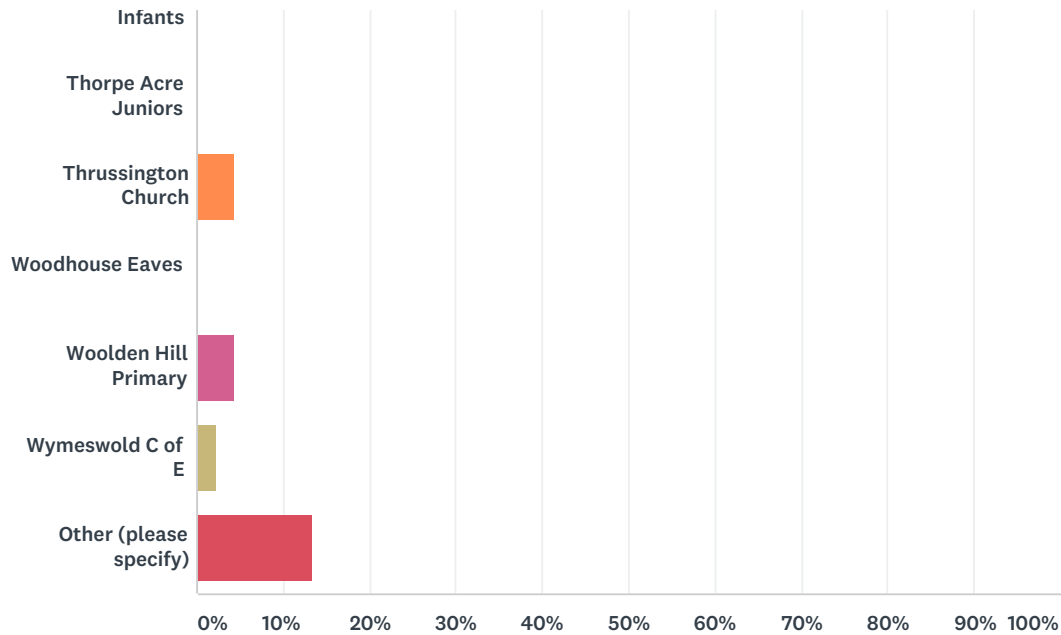
Answered: 45 Skipped: 0



Holiday Activities Feedback Form

[illegible]

Holiday Activities Feedback Form



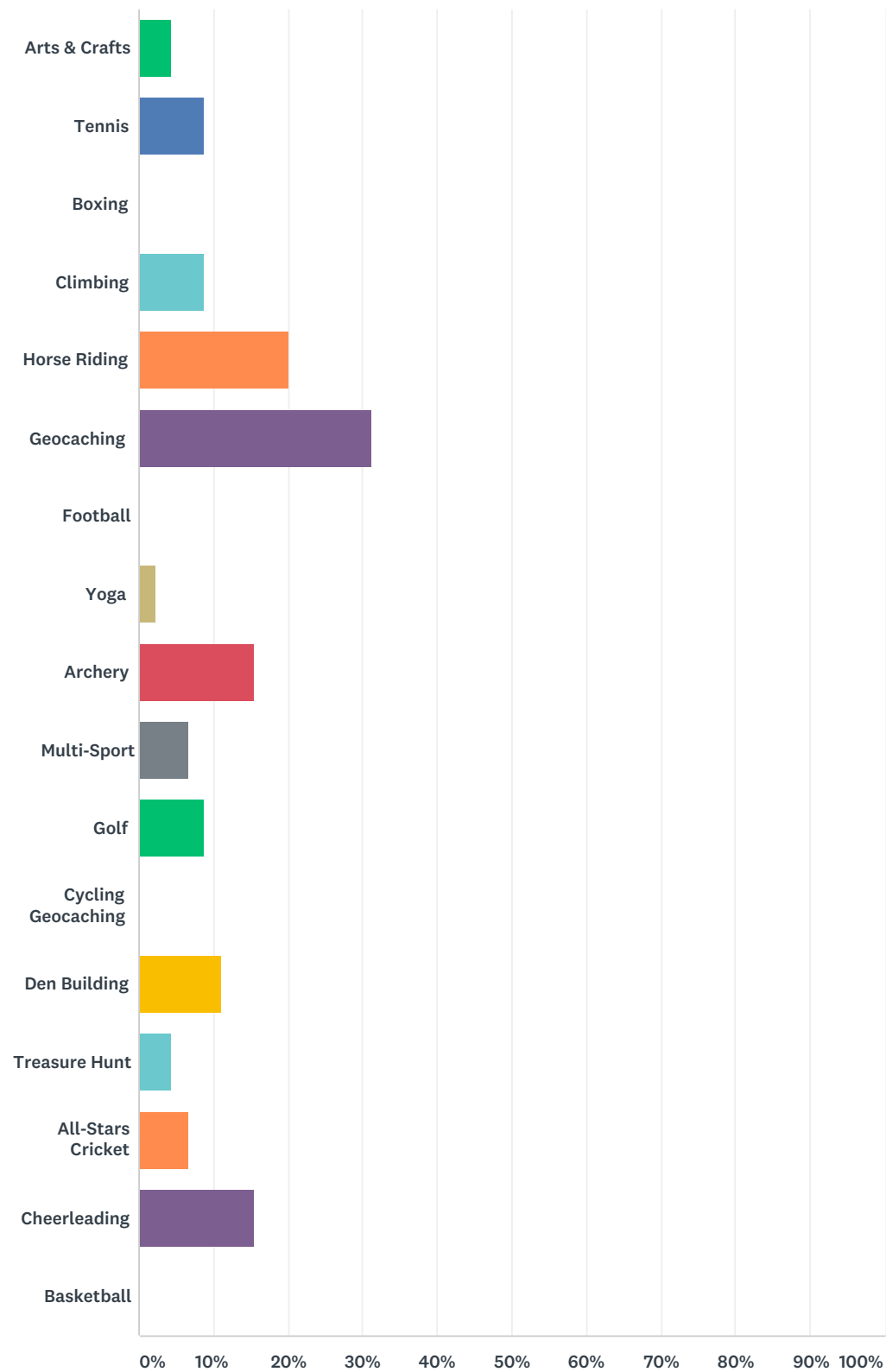
ANSWER CHOICES	RESPONSES	
Barrow Hall Orchard	8.89%	4
Beacon Academy	4.44%	2
Bishop Ellis	0.00%	0
Booth Wood	0.00%	0
Broomfield	0.00%	0
Burton on the Wolds	0.00%	0
Charnwood College	4.44%	2
Christ Church & St Peters	0.00%	0
Church Hill Infants	4.44%	2
Church Hill Juniors	4.44%	2
Cobden Primary	4.44%	2
Cossington	0.00%	0
Eastfield	2.22%	1
Hathern	2.22%	1
Highcliffe Primary	0.00%	0
Highgate community college	0.00%	0
Holywell primary	4.44%	2
Loughborough C of E	2.22%	1
Mountfields Lodge	2.22%	1
Newcroft Primary	0.00%	0
Newtown Linford Primary	0.00%	0
Outwoods Edge	2.22%	1
Oxley Primary	0.00%	0
Pochin School	0.00%	0

Holiday Activities Feedback Form

Queniborough C of E	0.00%	0
Rendell Primary	2.22%	1
Riverside	0.00%	0
Robert Bakewell	4.44%	2
Rothley C of E	2.22%	1
Sacred Hearts Catholic	0.00%	0
Saint Marys Catholic	2.22%	1
Saint Winefrides Catholic	0.00%	0
Seagrave Village Primary	4.44%	2
Sileby Redlands	0.00%	0
St Bartholomew's	0.00%	0
St Botolph's	0.00%	0
St Michael's & All Angels	0.00%	0
St Peter's & St Paul's	2.22%	1
Stonebow Primary	13.33%	6
Swithland St Leonards	2.22%	1
The Latimer	2.22%	1
The Merton	4.44%	2
Thorpe Acre Infants	0.00%	0
Thorpe Acre Juniors	0.00%	0
Thrussington Church	4.44%	2
Woodhouse Eaves	0.00%	0
Woolden Hill Primary	4.44%	2
Wymeswold C of E	2.22%	1
Other (please specify)	13.33%	6
Total Respondents: 45		

Q3 Which activity has your child/children taken part in?

Answered: 45 Skipped: 0



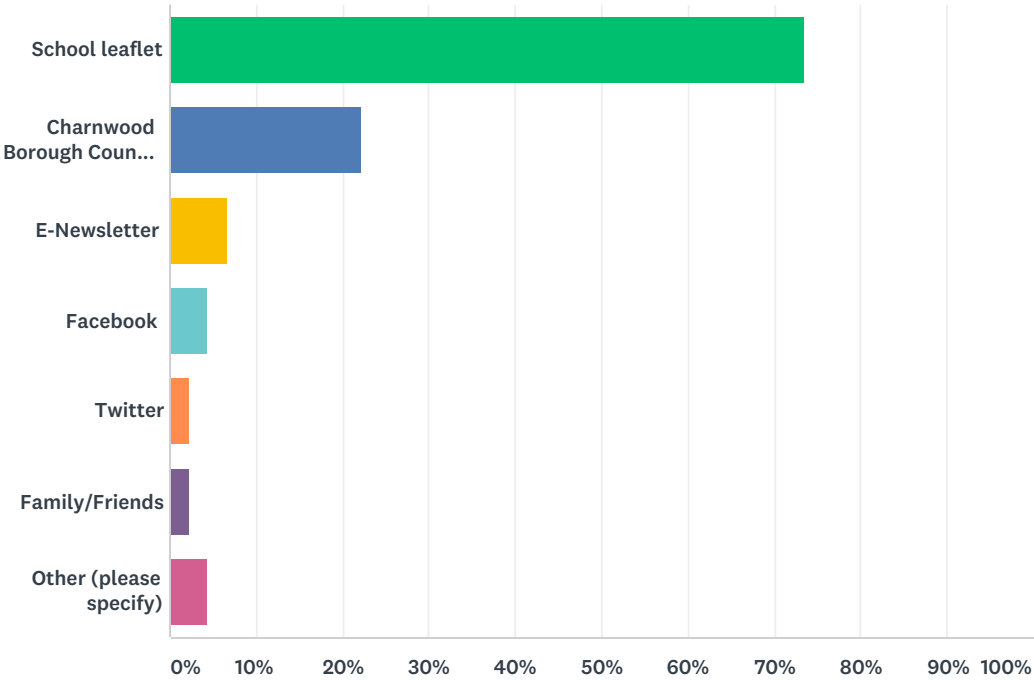
ANSWER CHOICES	RESPONSES	
Arts & Crafts	4.44%	2
Tennis	8.89%	4

Holiday Activities Feedback Form

Boxing	0.00%	0
Climbing	8.89%	4
Horse Riding	20.00%	9
Geocaching	31.11%	14
Football	0.00%	0
Yoga	2.22%	1
Archery	15.56%	7
Multi-Sport	6.67%	3
Golf	8.89%	4
Cycling Geocaching	0.00%	0
Den Building	11.11%	5
Treasure Hunt	4.44%	2
All-Stars Cricket	6.67%	3
Cheerleading	15.56%	7
Basketball	0.00%	0
Total Respondents: 45		

Q4 How did you find out about our programme?

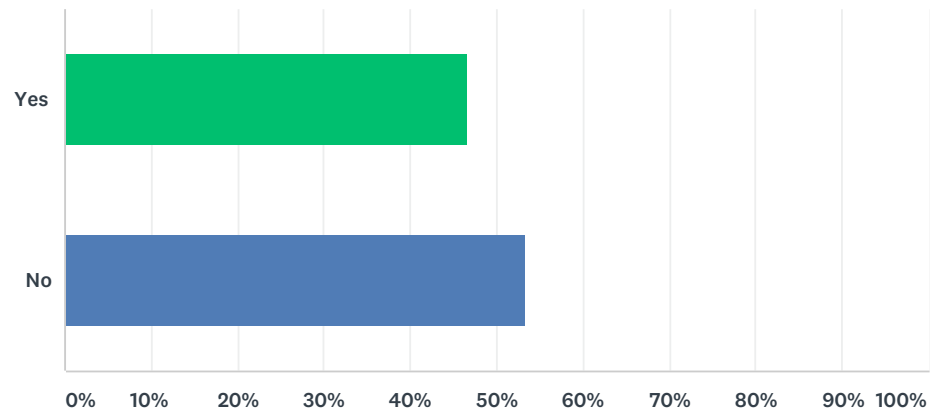
Answered: 45 Skipped: 0



ANSWER CHOICES	RESPONSES	
School leaflet	73.33%	33
Charnwood Borough Council Website	22.22%	10
E-Newsletter	6.67%	3
Facebook	4.44%	2
Twitter	2.22%	1
Family/Friends	2.22%	1
Other (please specify)	4.44%	2
Total Respondents: 45		

Q5 Did you receive a parent mail from school about the holiday programme?

Answered: 45 Skipped: 0



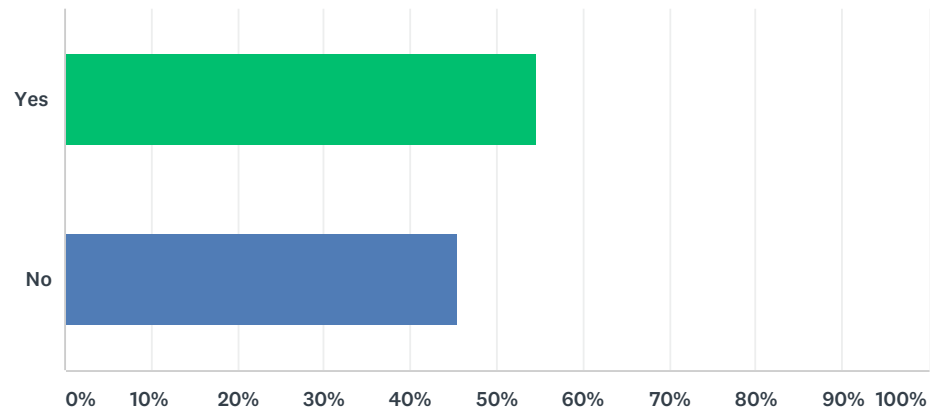
ANSWER CHOICES		RESPONSES	
Yes		46.67%	21
No		53.33%	24
TOTAL			45

Q6 Are there any activities that you would like to see on our future programmes?

Answered: 31 Skipped: 14

Q7 Did you buy a Wild Card when you booked the activity?

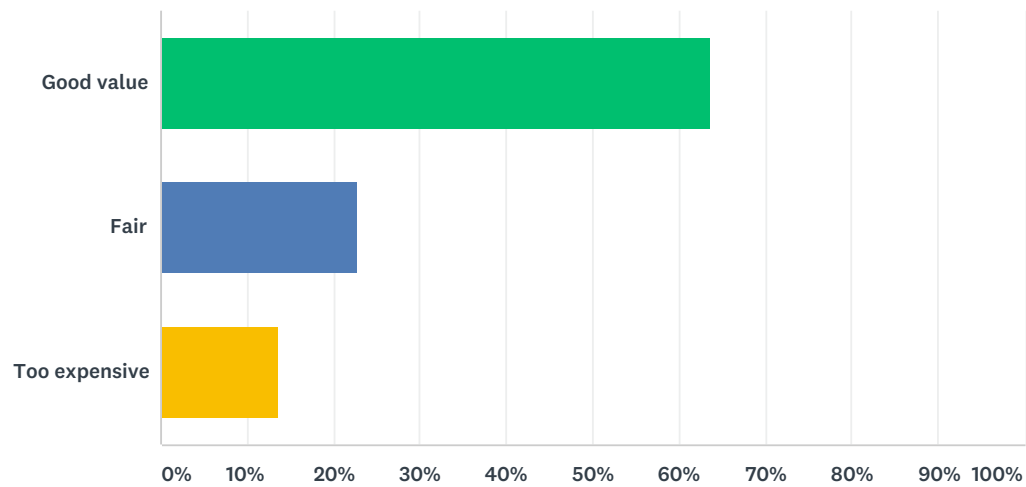
Answered: 44 Skipped: 1



ANSWER CHOICES		RESPONSES	
Yes		54.55%	24
No		45.45%	20
TOTAL			44

Q8 If YES, did you think the cost was

Answered: 22 Skipped: 23



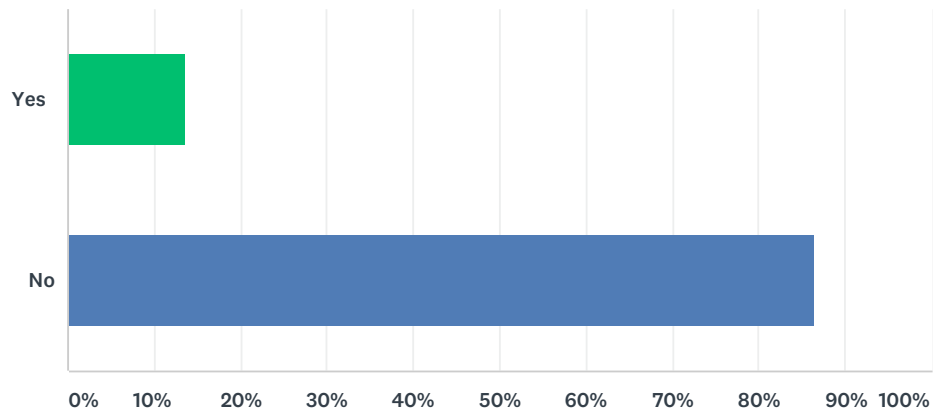
ANSWER CHOICES		RESPONSES	
Good value		63.64%	14
Fair		22.73%	5
Too expensive		13.64%	3
TOTAL			22

Q9 If NO, please can you tell us why?

Answered: 18 Skipped: 27

Q10 Since buying the Wild Card, have you used it to get a discount any attractions in the Wild Card brochure?

Answered: 44 Skipped: 1



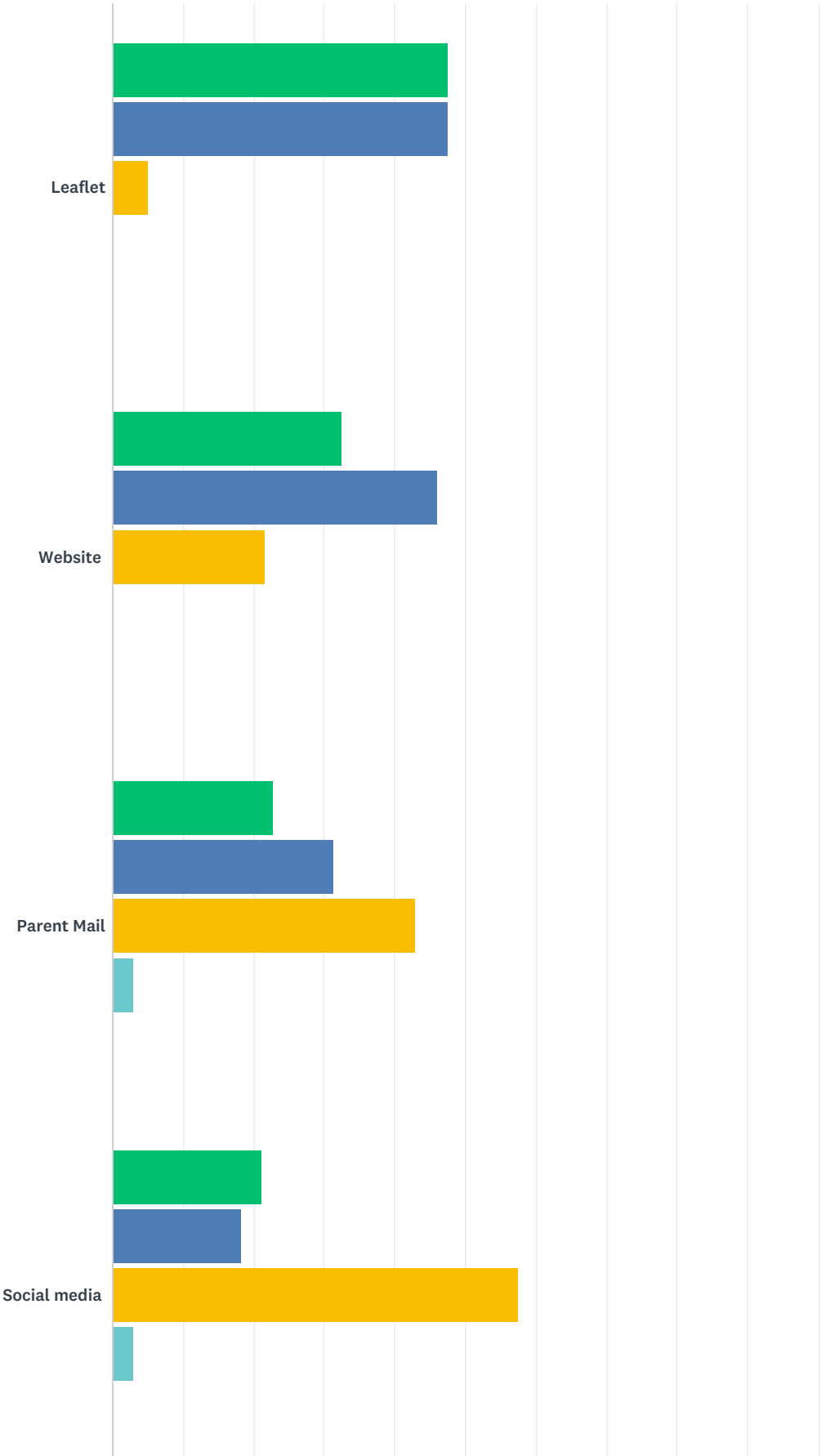
ANSWER CHOICES		RESPONSES	
Yes		13.64%	6
No		86.36%	38
TOTAL			44

Q11 If YES, please state which attractions

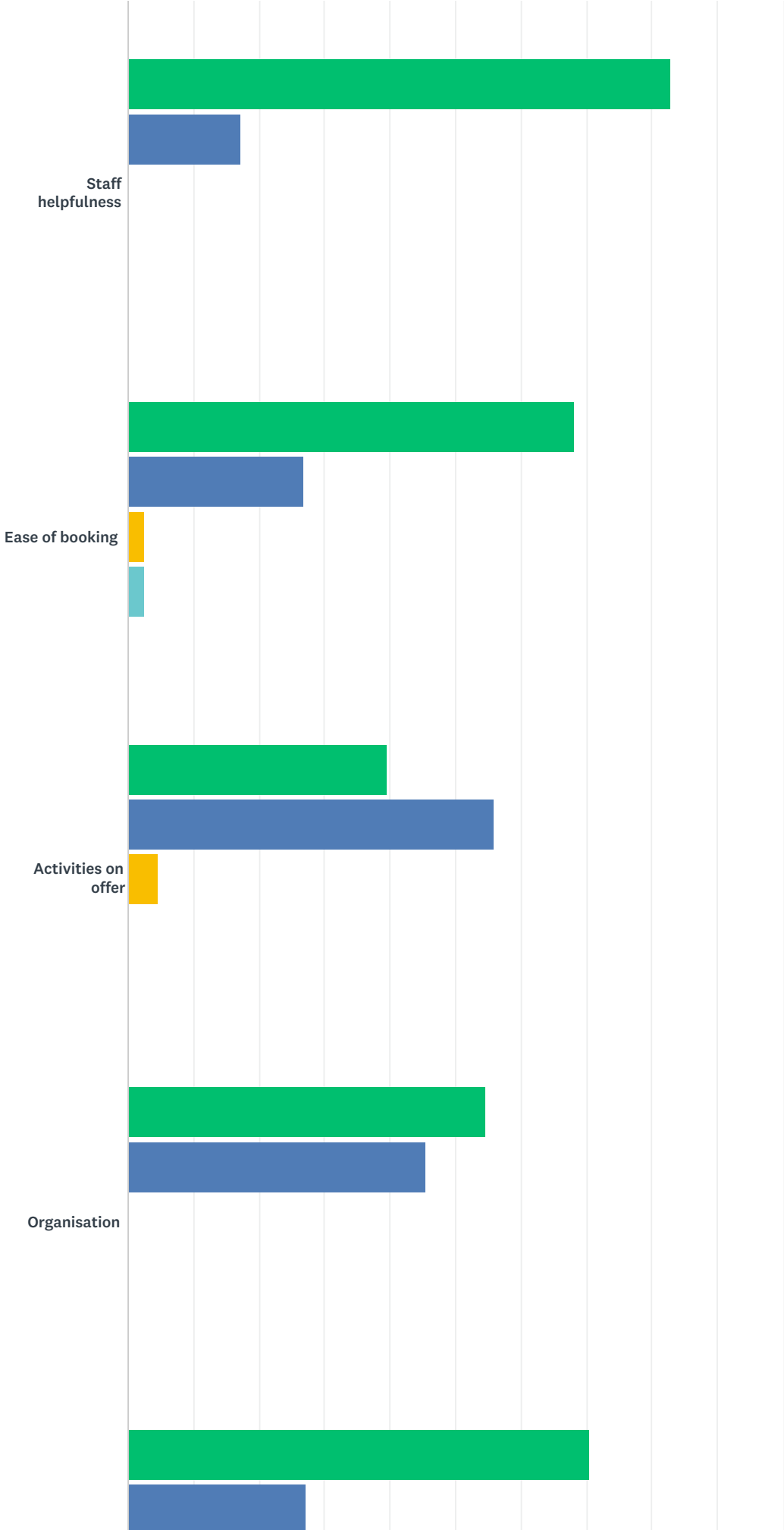
Answered: 6 Skipped: 39

Q12 Based on the overall programme and the service offered, what's your opinion on

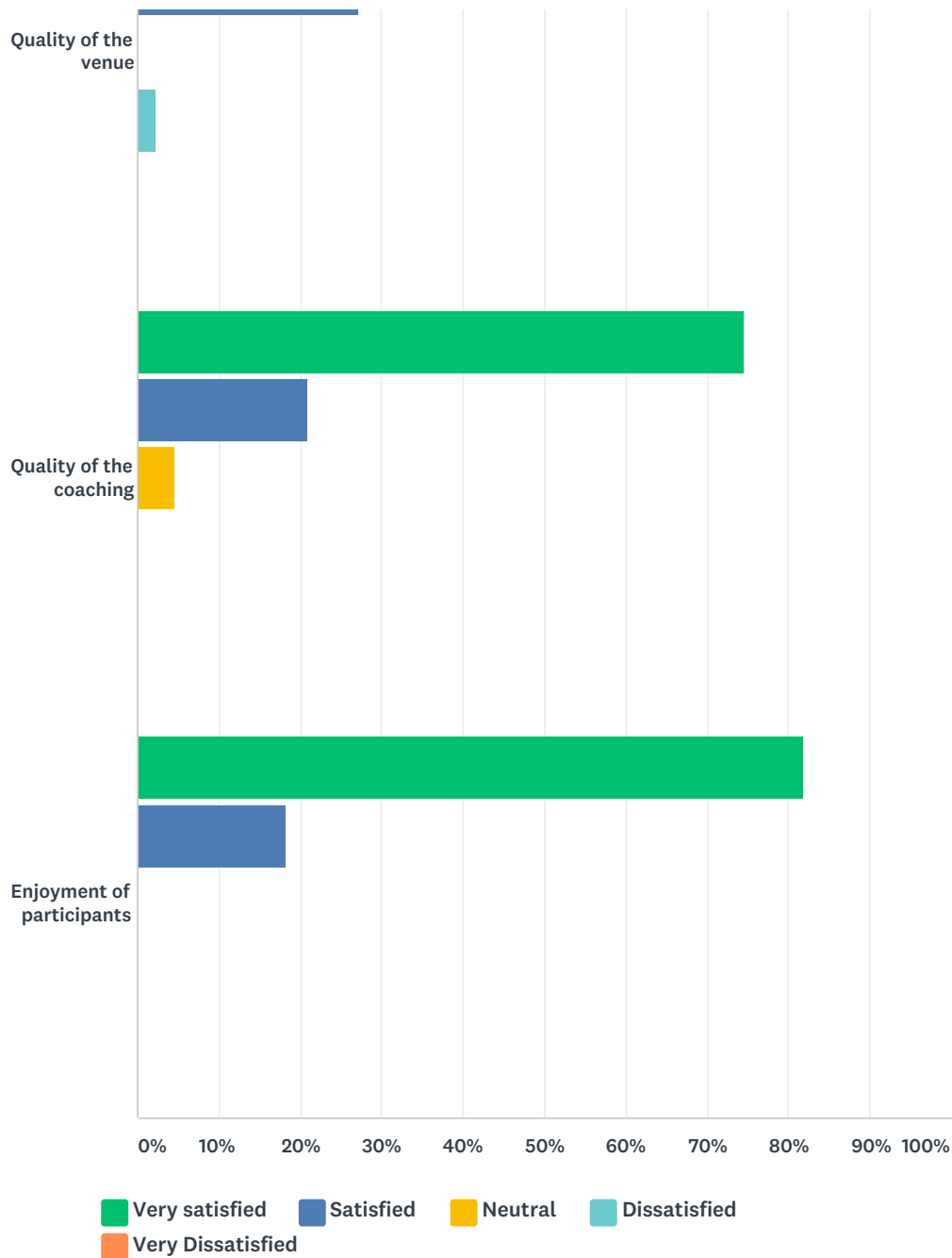
Answered: 44 Skipped: 1



Holiday Activities Feedback Form



Holiday Activities Feedback Form



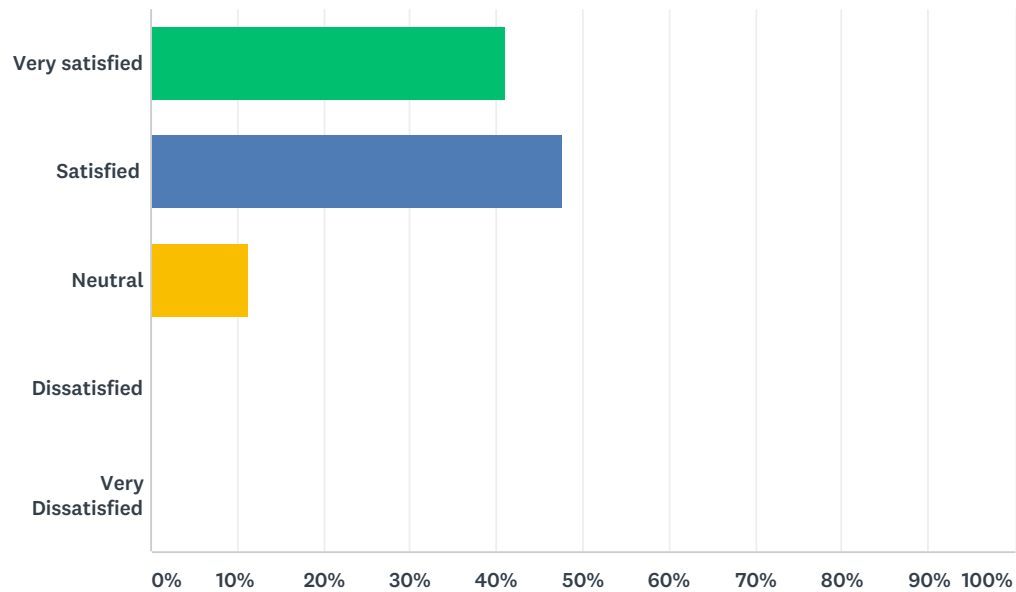
	VERY SATISFIED	SATISFIED	NEUTRAL	DISSATISFIED	VERY DISSATISFIED	TOTAL
Leaflet	47.50% 19	47.50% 19	5.00% 2	0.00% 0	0.00% 0	40
Website	32.43% 12	45.95% 17	21.62% 8	0.00% 0	0.00% 0	37
Parent Mail	22.86% 8	31.43% 11	42.86% 15	2.86% 1	0.00% 0	35
Social media	21.21% 7	18.18% 6	57.58% 19	3.03% 1	0.00% 0	33
Staff helpfulness	82.93% 34	17.07% 7	0.00% 0	0.00% 0	0.00% 0	41
Ease of booking	68.29% 28	26.83% 11	2.44% 1	2.44% 1	0.00% 0	41
Activities on offer	39.53% 17	55.81% 24	4.65% 2	0.00% 0	0.00% 0	43
Organisation	54.55% 24	45.45% 20	0.00% 0	0.00% 0	0.00% 0	44

Holiday Activities Feedback Form

Quality of the venue	70.45% 31	27.27% 12	0.00% 0	2.27% 1	0.00% 0	44
Quality of the coaching	74.42% 32	20.93% 9	4.65% 2	0.00% 0	0.00% 0	43
Enjoyment of participants	81.82% 36	18.18% 8	0.00% 0	0.00% 0	0.00% 0	44

Q13 How satisfied are you that the activity programme has opportunities for everyone?

Answered: 44 Skipped: 1



ANSWER CHOICES		RESPONSES	
Very satisfied		40.91%	18
Satisfied		47.73%	21
Neutral		11.36%	5
Dissatisfied		0.00%	0
Very Dissatisfied		0.00%	0
TOTAL			44

Q14 We would welcome any further comments to help us improve our service

Answered: 22 Skipped: 23

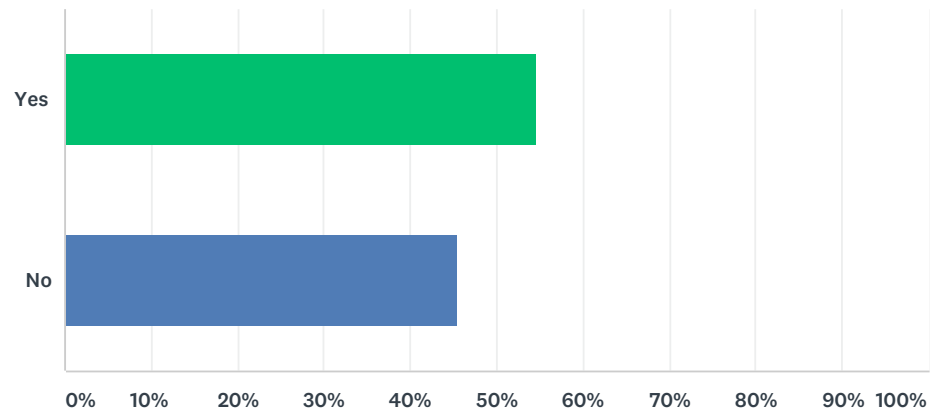
Q15 If you require a response to comments, please provide your contact details (optional)

Answered: 0 Skipped: 45

ANSWER CHOICES	RESPONSES	
Name	0.00%	0
Company	0.00%	0
Address	0.00%	0
Address 2	0.00%	0
City/Town	0.00%	0
State/Province	0.00%	0
Postcode	0.00%	0
Country	0.00%	0
Email Address	0.00%	0
Phone Number	0.00%	0

Q16 Would you like to subscribe to our Activities e-newsletter to stay up to date with the latest information?

Answered: 44 Skipped: 1



ANSWER CHOICES		RESPONSES	
Yes		54.55%	24
No		45.45%	20
TOTAL			44

Q17 Please enter your email address to subscribe

Answered: 23 Skipped: 22