

'Make it'


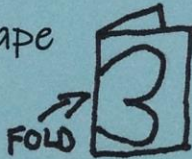

Butterfly 'Straw' Decoration

A super simple make to decorate your drinks

You will need,

- Some card or stiff paper
- Scissors
- Pens and pencils
- A straw.

How to make

- Fold your card in half 
- Draw 1/2 Butterfly shape up to the fold. 
- Make 2 small cuts like this 
- * Then cut out!
- Decorate
- Thread your straw through the slits
- Enjoy!

