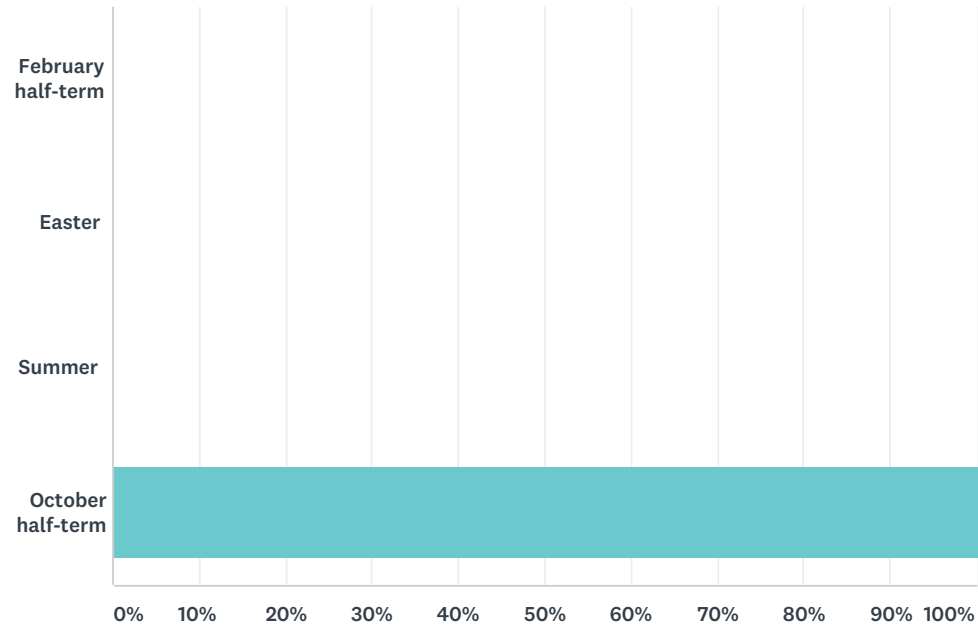


Q1 Which holiday programme are you taking part in?

Answered: 44    Skipped: 0



| ANSWER CHOICES     | RESPONSES |    |
|--------------------|-----------|----|
| February half-term | 0.00%     | 0  |
| Easter             | 0.00%     | 0  |
| Summer             | 0.00%     | 0  |
| October half-term  | 100.00%   | 44 |
| TOTAL              |           | 44 |

Q2 Which school does your child/children attend?

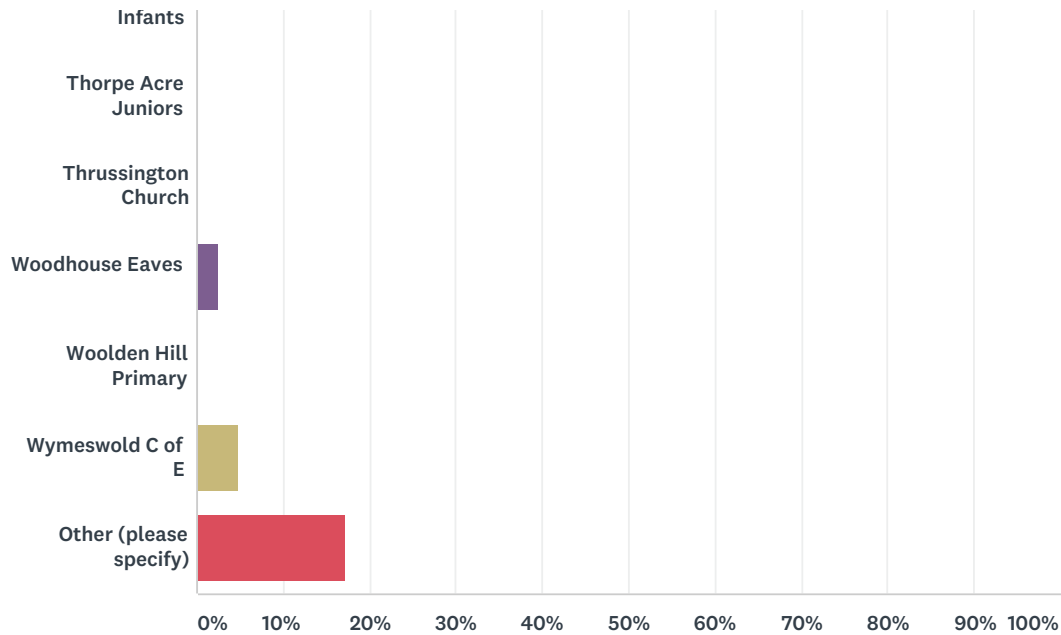
Answered: 41    Skipped: 3



## Holiday Activities Feedback Form

[illegible]

## Holiday Activities Feedback Form



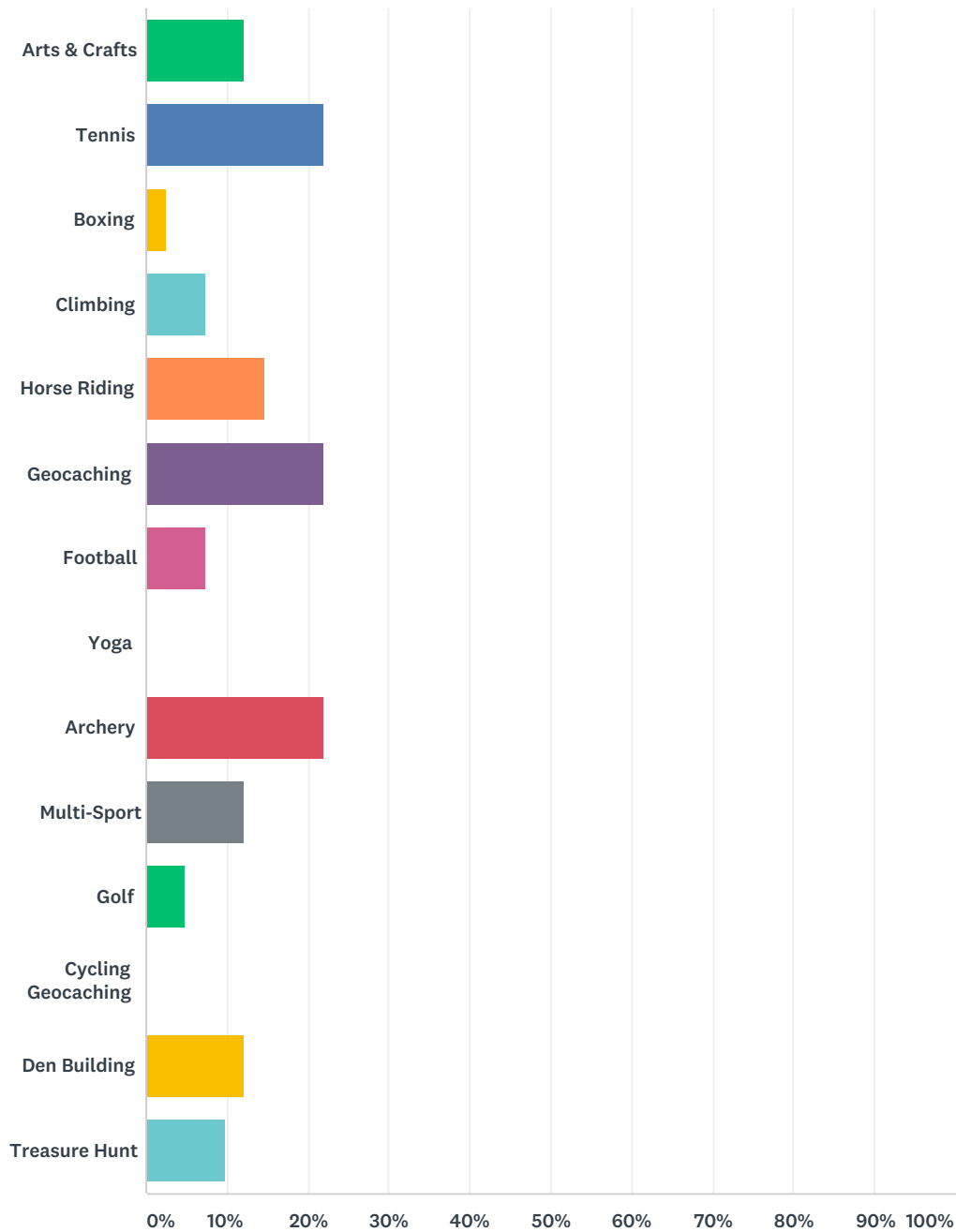
| ANSWER CHOICES             | RESPONSES |   |
|----------------------------|-----------|---|
| Barrow Hall Orchard        | 14.63%    | 6 |
| Beacon Academy             | 0.00%     | 0 |
| Bishop Ellis               | 2.44%     | 1 |
| Booth Wood                 | 0.00%     | 0 |
| Broomfield                 | 4.88%     | 2 |
| Burton on the Wolds        | 0.00%     | 0 |
| Charnwood College          | 0.00%     | 0 |
| Christ Church & St Peters  | 2.44%     | 1 |
| Church Hill Infants        | 0.00%     | 0 |
| Church Hill Juniors        | 0.00%     | 0 |
| Cobden Primary             | 2.44%     | 1 |
| Cossington                 | 0.00%     | 0 |
| Eastfield                  | 9.76%     | 4 |
| Hathern                    | 0.00%     | 0 |
| Highcliffe Primary         | 0.00%     | 0 |
| Highgate community college | 0.00%     | 0 |
| Holywell primary           | 4.88%     | 2 |
| Loughborough C of E        | 0.00%     | 0 |
| Mountfields Lodge          | 0.00%     | 0 |
| Newcroft Primary           | 2.44%     | 1 |
| Newtown Linford Primary    | 0.00%     | 0 |
| Outwoods Edge              | 0.00%     | 0 |
| Oxley Primary              | 0.00%     | 0 |
| Pochin School              | 2.44%     | 1 |

## Holiday Activities Feedback Form

|                           |        |   |
|---------------------------|--------|---|
| Queniborough C of E       | 7.32%  | 3 |
| Rendell Primary           | 7.32%  | 3 |
| Riverside                 | 0.00%  | 0 |
| Robert Bakewell           | 2.44%  | 1 |
| Rothley C of E            | 0.00%  | 0 |
| Sacred Hearts Catholic    | 0.00%  | 0 |
| Saint Marys Catholic      | 2.44%  | 1 |
| Saint Winefrides Catholic | 0.00%  | 0 |
| Seagrave Village Primary  | 0.00%  | 0 |
| Sileby Redlands           | 2.44%  | 1 |
| St Bartholomew's          | 4.88%  | 2 |
| St Botolph's              | 2.44%  | 1 |
| St Michael's & All Angels | 0.00%  | 0 |
| St Peter's & St Paul's    | 2.44%  | 1 |
| Stonebow Primary          | 2.44%  | 1 |
| Swithland St Leonards     | 0.00%  | 0 |
| The Latimer               | 0.00%  | 0 |
| The Merton                | 2.44%  | 1 |
| Thorpe Acre Infants       | 0.00%  | 0 |
| Thorpe Acre Juniors       | 0.00%  | 0 |
| Thrussington Church       | 0.00%  | 0 |
| Woodhouse Eaves           | 2.44%  | 1 |
| Woolden Hill Primary      | 0.00%  | 0 |
| Wymeswold C of E          | 4.88%  | 2 |
| Other (please specify)    | 17.07% | 7 |
| Total Respondents: 41     |        |   |

### Q3 Which activity has your child/children taken part in?

Answered: 41 Skipped: 3



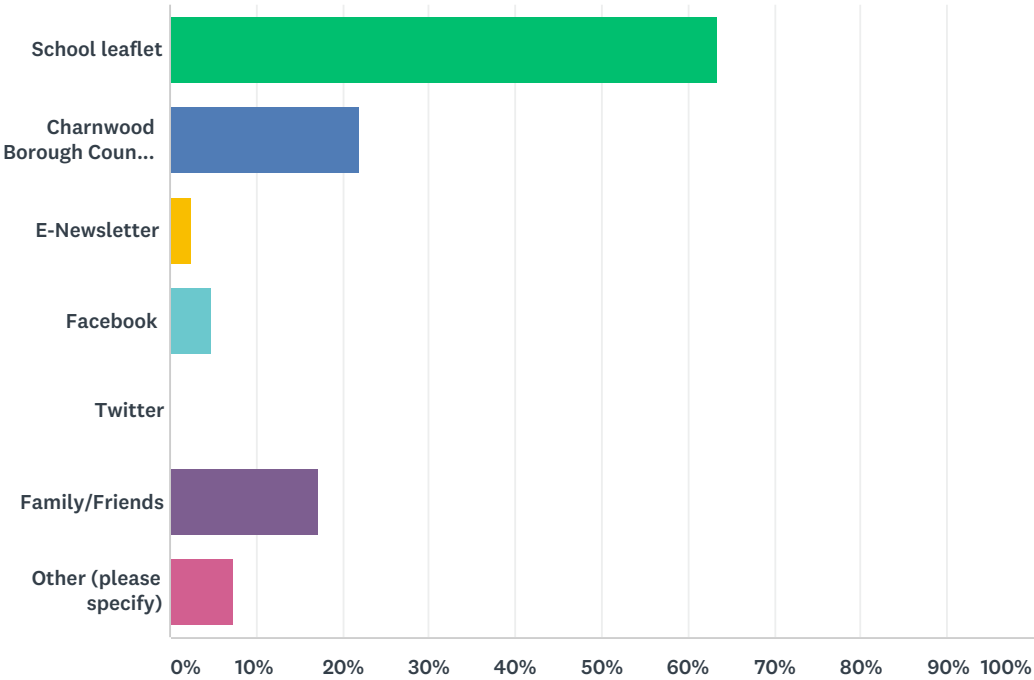
| ANSWER CHOICES | RESPONSES |   |
|----------------|-----------|---|
| Arts & Crafts  | 12.20%    | 5 |
| Tennis         | 21.95%    | 9 |
| Boxing         | 2.44%     | 1 |
| Climbing       | 7.32%     | 3 |
| Horse Riding   | 14.63%    | 6 |
| Geocaching     | 21.95%    | 9 |
| Football       | 7.32%     | 3 |

Holiday Activities Feedback Form

|                       |        |   |
|-----------------------|--------|---|
| Yoga                  | 0.00%  | 0 |
| Archery               | 21.95% | 9 |
| Multi-Sport           | 12.20% | 5 |
| Golf                  | 4.88%  | 2 |
| Cycling Geocaching    | 0.00%  | 0 |
| Den Building          | 12.20% | 5 |
| Treasure Hunt         | 9.76%  | 4 |
| Total Respondents: 41 |        |   |

## Q4 How did you find out about our programme?

Answered: 41    Skipped: 3

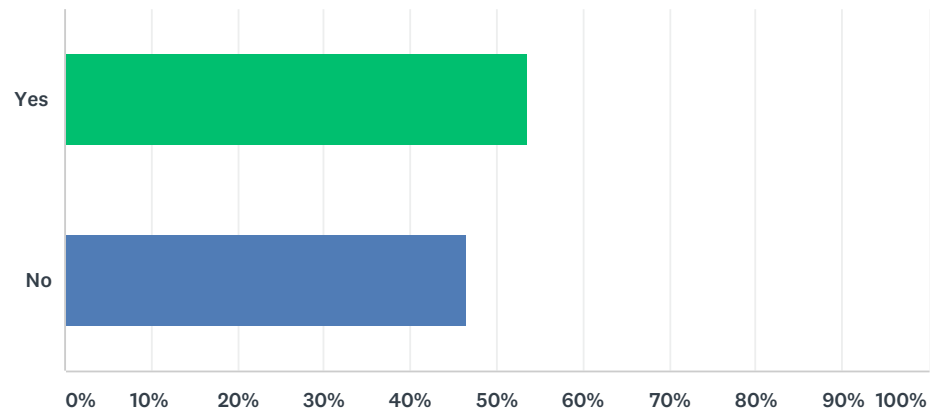


| ANSWER CHOICES                    | RESPONSES |    |
|-----------------------------------|-----------|----|
| School leaflet                    | 63.41%    | 26 |
| Charnwood Borough Council Website | 21.95%    | 9  |
| E-Newsletter                      | 2.44%     | 1  |
| Facebook                          | 4.88%     | 2  |
| Twitter                           | 0.00%     | 0  |
| Family/Friends                    | 17.07%    | 7  |
| Other (please specify)            | 7.32%     | 3  |
| Total Respondents: 41             |           |    |



Q5 Did you receive a parent mail from school about the holiday programme?

Answered: 41    Skipped: 3



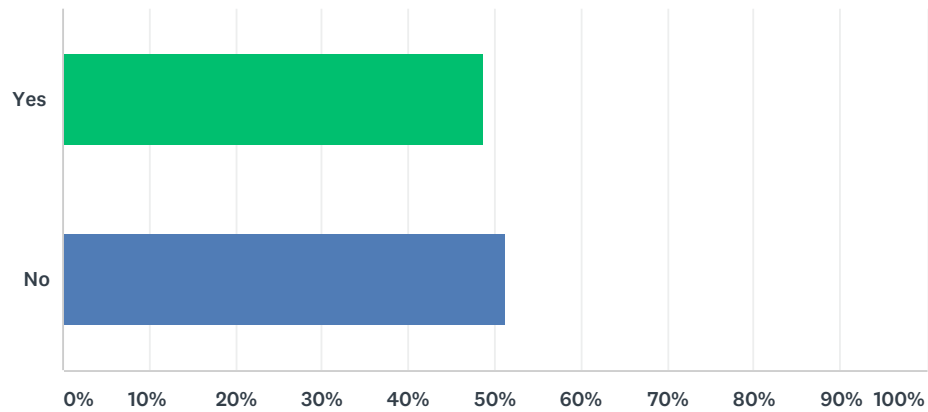
| ANSWER CHOICES |  | RESPONSES |    |
|----------------|--|-----------|----|
| Yes            |  | 53.66%    | 22 |
| No             |  | 46.34%    | 19 |
| TOTAL          |  |           | 41 |

**Q6 Are there any activities that you would like to see on our future programmes?**

Answered: 25   Skipped: 19

Q7 Did you buy a Wild Card when you booked the activity?

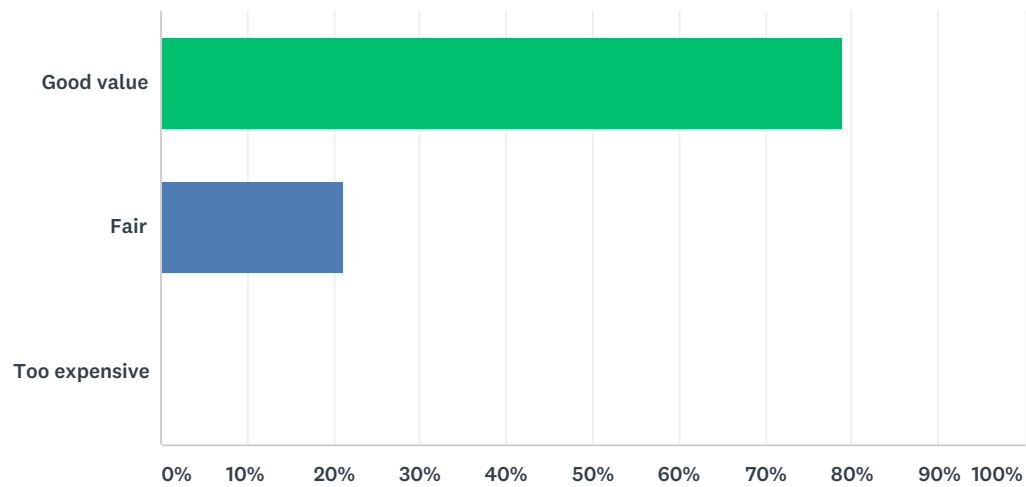
Answered: 41    Skipped: 3



| ANSWER CHOICES |  | RESPONSES |    |
|----------------|--|-----------|----|
| Yes            |  | 48.78%    | 20 |
| No             |  | 51.22%    | 21 |
| TOTAL          |  |           | 41 |

Q8 If YES, did you think the cost was

Answered: 19    Skipped: 25



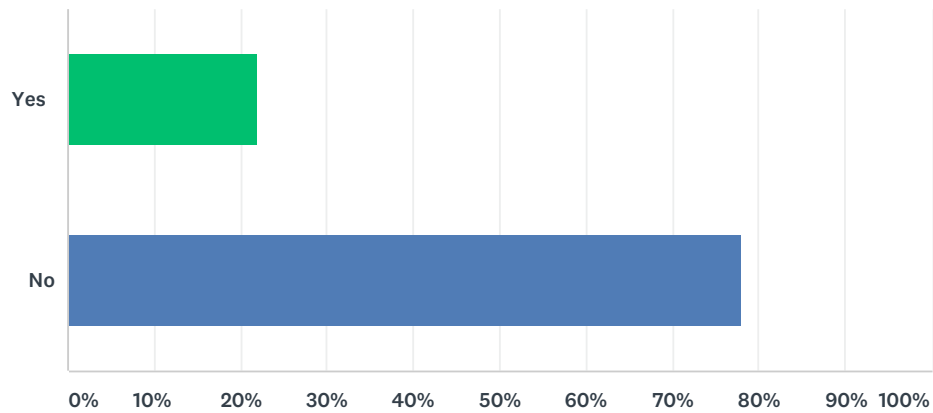
| ANSWER CHOICES |  | RESPONSES |    |
|----------------|--|-----------|----|
| Good value     |  | 78.95%    | 15 |
| Fair           |  | 21.05%    | 4  |
| Too expensive  |  | 0.00%     | 0  |
| TOTAL          |  |           | 19 |

## Q9 If NO, please can you tell us why?

Answered: 16   Skipped: 28

Q10 Since buying the Wild Card, have you used it to get a discount any attractions in the Wild Card brochure?

Answered: 41    Skipped: 3



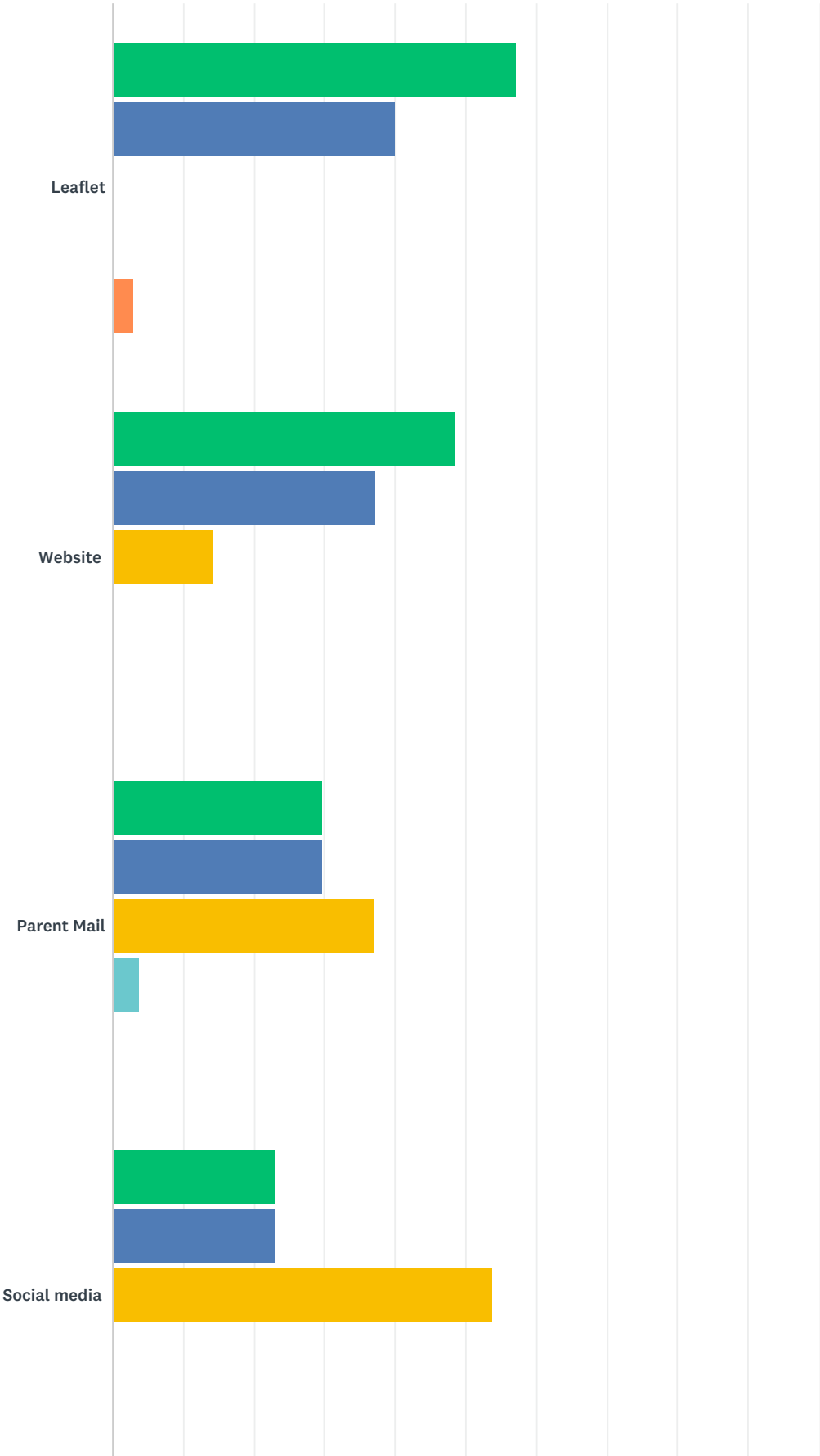
| ANSWER CHOICES |  | RESPONSES |    |
|----------------|--|-----------|----|
| Yes            |  | 21.95%    | 9  |
| No             |  | 78.05%    | 32 |
| TOTAL          |  |           | 41 |

## Q11 If YES, please state which attractions

Answered: 5   Skipped: 39

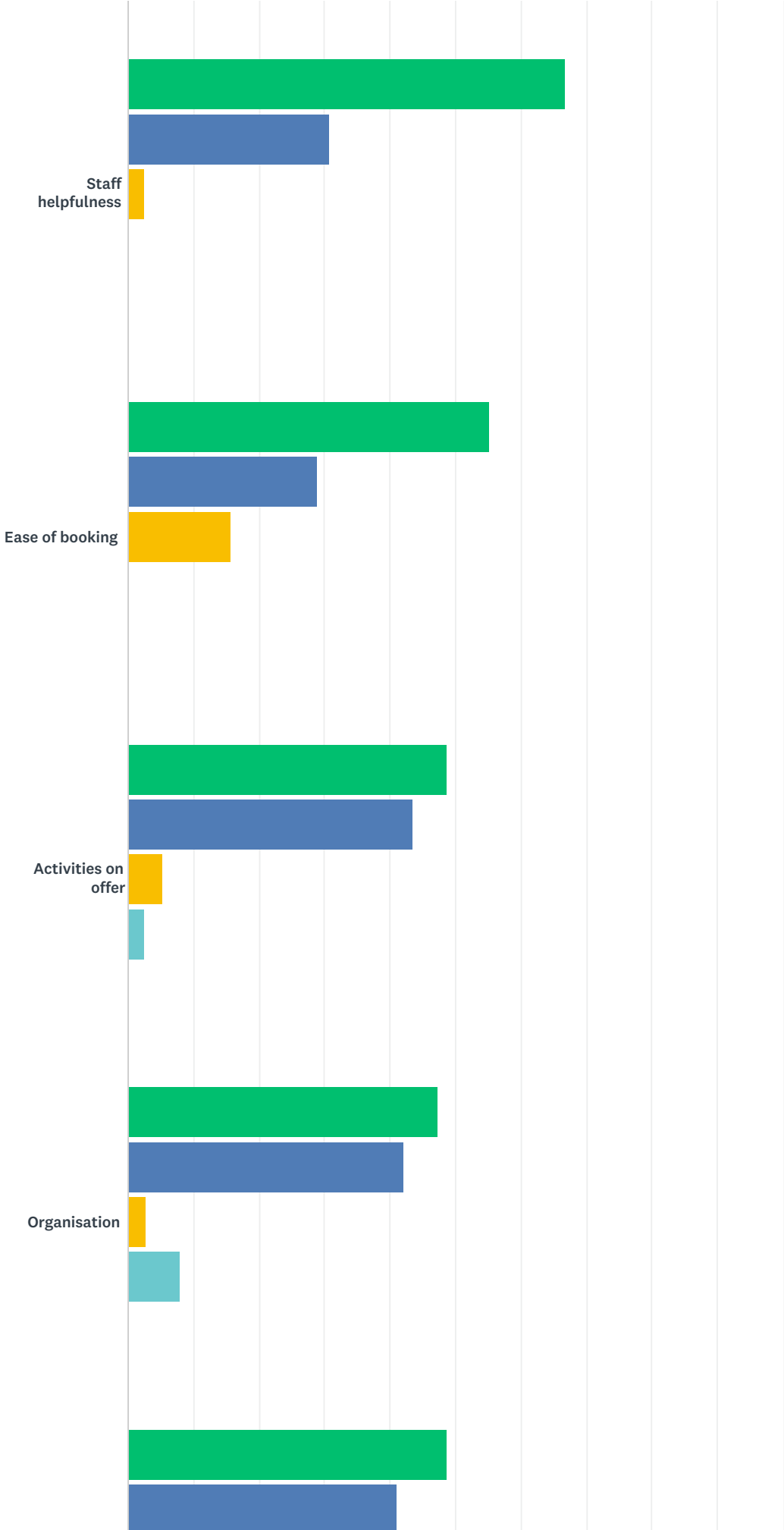
Q12 Based on the overall programme and the service offered, what's your opinion on

Answered: 39 Skipped: 5

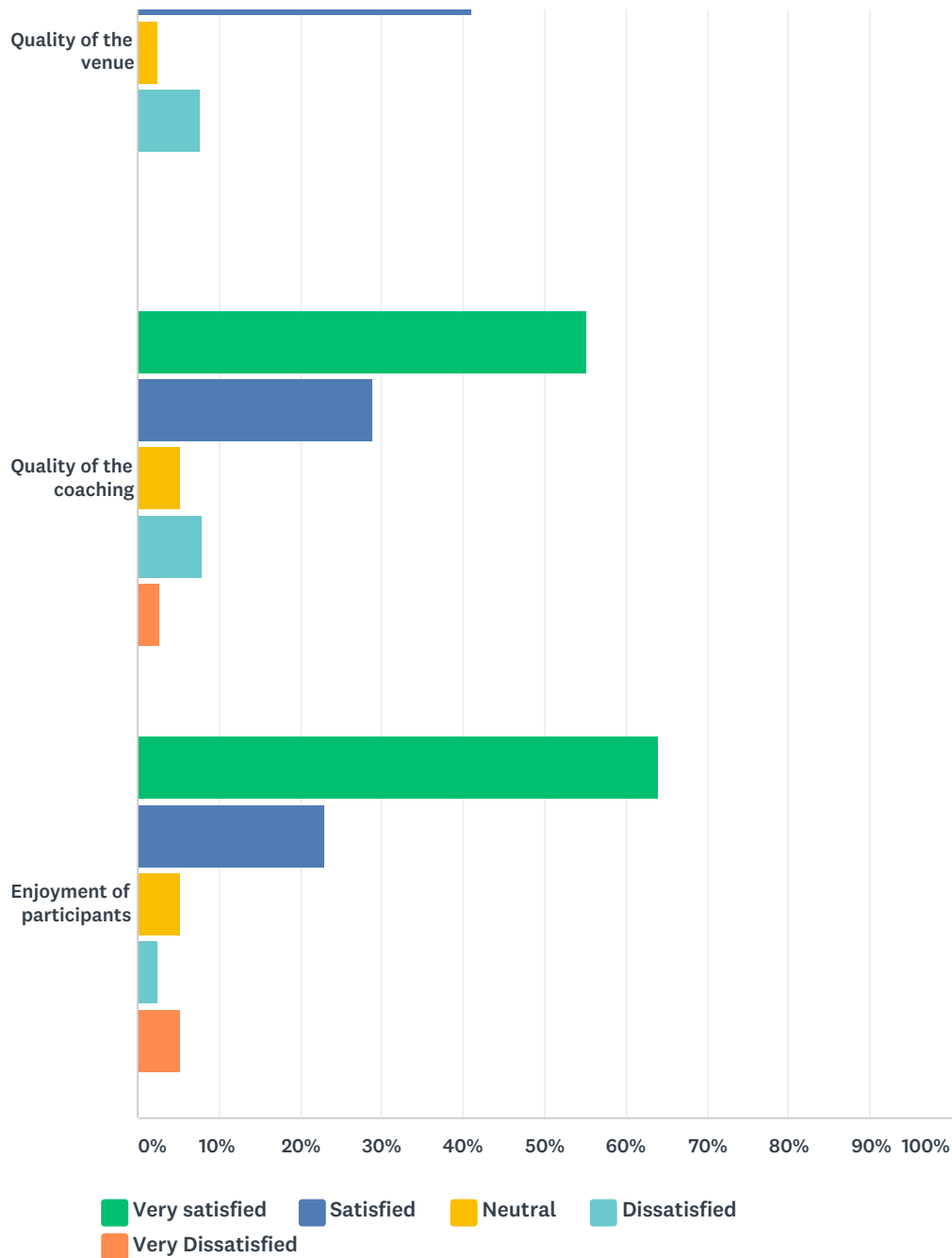




Holiday Activities Feedback Form



## Holiday Activities Feedback Form



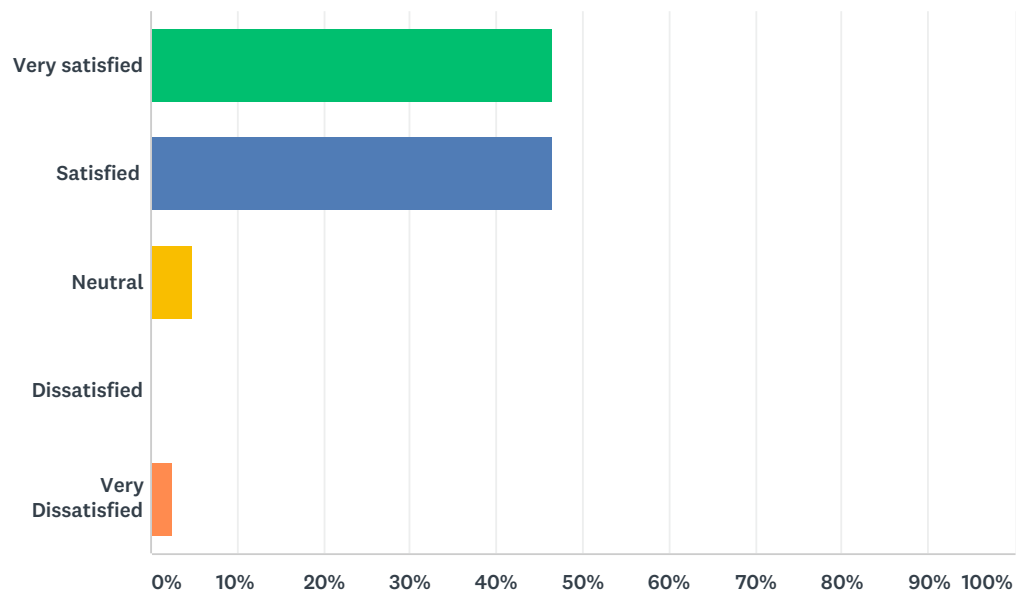
|                     | VERY SATISFIED | SATISFIED    | NEUTRAL      | DISSATISFIED | VERY DISSATISFIED | TOTAL |
|---------------------|----------------|--------------|--------------|--------------|-------------------|-------|
| Leaflet             | 57.14%<br>20   | 40.00%<br>14 | 0.00%<br>0   | 0.00%<br>0   | 2.86%<br>1        | 35    |
| Website             | 48.57%<br>17   | 37.14%<br>13 | 14.29%<br>5  | 0.00%<br>0   | 0.00%<br>0        | 35    |
| Parent Mail         | 29.63%<br>8    | 29.63%<br>8  | 37.04%<br>10 | 3.70%<br>1   | 0.00%<br>0        | 27    |
| Social media        | 23.08%<br>6    | 23.08%<br>6  | 53.85%<br>14 | 0.00%<br>0   | 0.00%<br>0        | 26    |
| Staff helpfulness   | 66.67%<br>26   | 30.77%<br>12 | 2.56%<br>1   | 0.00%<br>0   | 0.00%<br>0        | 39    |
| Ease of booking     | 55.26%<br>21   | 28.95%<br>11 | 15.79%<br>6  | 0.00%<br>0   | 0.00%<br>0        | 38    |
| Activities on offer | 48.72%<br>19   | 43.59%<br>17 | 5.13%<br>2   | 2.56%<br>1   | 0.00%<br>0        | 39    |
| Organisation        | 47.37%<br>18   | 42.11%<br>16 | 2.63%<br>1   | 7.89%<br>3   | 0.00%<br>0        | 38    |

## Holiday Activities Feedback Form

|                           |              |              |            |            |            |    |
|---------------------------|--------------|--------------|------------|------------|------------|----|
| Quality of the venue      | 48.72%<br>19 | 41.03%<br>16 | 2.56%<br>1 | 7.69%<br>3 | 0.00%<br>0 | 39 |
| Quality of the coaching   | 55.26%<br>21 | 28.95%<br>11 | 5.26%<br>2 | 7.89%<br>3 | 2.63%<br>1 | 38 |
| Enjoyment of participants | 64.10%<br>25 | 23.08%<br>9  | 5.13%<br>2 | 2.56%<br>1 | 5.13%<br>2 | 39 |

Q13 How satisfied are you that the activity programme has opportunities for everyone?

Answered: 41    Skipped: 3



| ANSWER CHOICES    |  | RESPONSES |    |
|-------------------|--|-----------|----|
| Very satisfied    |  | 46.34%    | 19 |
| Satisfied         |  | 46.34%    | 19 |
| Neutral           |  | 4.88%     | 2  |
| Dissatisfied      |  | 0.00%     | 0  |
| Very Dissatisfied |  | 2.44%     | 1  |
| TOTAL             |  |           | 41 |

**Q14 We would welcome any further comments to help us improve our service**

Answered: 13   Skipped: 31

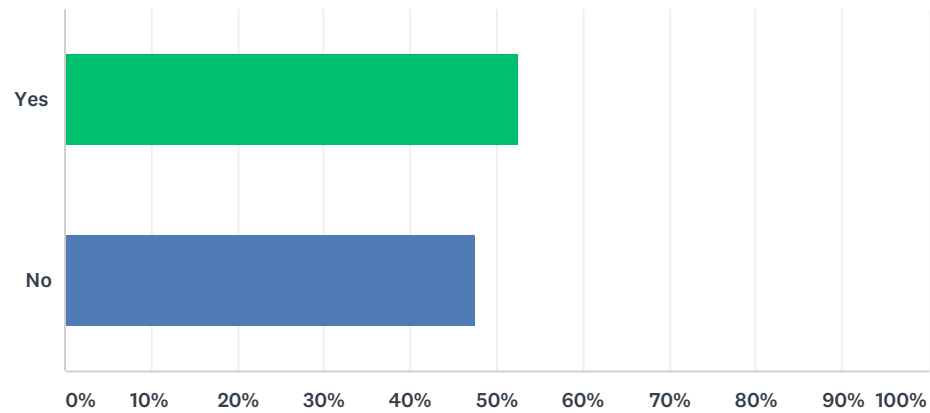
Q15 If you require a response to comments, please provide your contact details (optional)

Answered: 7    Skipped: 37

| ANSWER CHOICES | RESPONSES |   |
|----------------|-----------|---|
| Name           | 100.00%   | 7 |
| Company        | 0.00%     | 0 |
| Address        | 100.00%   | 7 |
| Address 2      | 42.86%    | 3 |
| City/Town      | 71.43%    | 5 |
| State/Province | 0.00%     | 0 |
| Postcode       | 85.71%    | 6 |
| Country        | 0.00%     | 0 |
| Email Address  | 0.00%     | 0 |
| Phone Number   | 100.00%   | 7 |

Q16 Would you like to subscribe to our Activities e-newsletter to stay up to date with the latest information?

Answered: 40 Skipped: 4



| ANSWER CHOICES |  | RESPONSES |    |
|----------------|--|-----------|----|
| Yes            |  | 52.50%    | 21 |
| No             |  | 47.50%    | 19 |
| TOTAL          |  |           | 40 |

## Q17 Please enter your email address to subscribe

Answered: 20   Skipped: 24